








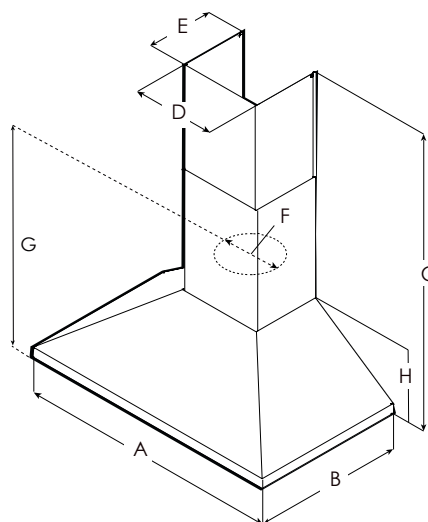
- 
HEAT GUARD
- 
HUSH SYSTEM
- 
SEAMLESS LOOK
- 
GREASE COLLECTORS
- 
PROFESSIONAL PERFORMANCE

ELICA'S EXCLUSIVE PLUS FEATURES

Give a splash of Italian design to your professional kitchen with Leone's crisp lines, seamless welded corner craftsmanship, beveled rim and gleaming stainless steel.

Leone has the extra depth (24") and power (1200 CFM on 36", 42" & 48" W) & 36" in 600 CFM needed to support professional ranges and cooktops. No ear plugs required with Leone's HUSH sound suppression system, which enables you to comfortably talk and entertain, even when cooking up a storm.

Available in 30", 36" and 42" widths, Leone features backlit hidden knob controls which operate the 4-speed blower and LED lighting.




MOUNTING HEIGHT RANGE


	ELN630S2	ELN636SS ELN136S2	ELN142S2	ELN148SS
A	30" (76.2 cm)	36" (91.4 cm)	42" (106.7 cm)	48" (121.9 cm)
B	24" (61 cm)			
C	Max: 47 5/8" (120.9 cm) Min: 30" (76.2 cm)			
D	13 1/8" (33.2 cm)			
E	10 5/8" (27 cm)			
F	8" (20.3 cm)			
G	16 7/8" (16.8 cm)			
H	12 3/16" (12.1 cm)			


SPECIFICATIONS


Width:	30" Unit	36" Unit	42" Unit	48" Unit
Model:	ELN630S2	ELN636SS (600 CFM)* ELN136S2 (1200 CFM)**	ELN142S2	ELN148SS
Dimensions:	30"W x 24"D x 12 1/8"H	36"W x 24"D x 12 1/8"H	42"W x 24"D x 12 1/8 "H	48"W x 24"D x 12 1/8 "H
Blower Type(internal):**	600 CFM(4-speed)	600 CFM (4-speed)* 1200 CFM (4-speed)**	1200 CFM(4-speed)	1200 CFM(4-speed)
Noise (sones):**	7 Sones	7 Sones* 8.5 Sones**	8.5 Sones	
Finish:	Stainless Steel			
Controls:	Fully Retractable Rotating Knobs with Blue Backlight			
Illumination:	2 LED, 6.5 W, 3000 K, 540 Lumen/Lamp			
Grease Filter:	Dishwasher-Safe, Professional Stainless Steel Baffle 2 for 30", 36", 42" & 3 for 48"			
Duct Transition:	8" Round with BackDraft Damper (top only)			
Installation Type:	Ducted Only			
Telescopic Chimney:	For ceiling heights 7'6" - 10'0" (over electric cooking), 8'0" - 10'0" (over gas cooking)			
Electrical:	120V - 60 Hz, 463 W	120V - 60 Hz, 490 W * 120V - 60 Hz, 913 W **	120V - 60 Hz, 913 W	120V - 60 Hz, 913 W
KITS:	Long Chimney Ext.: KITO2785 (Can reach up to 13"), KITO1935 (Can reach up to 11") External Blower Kit: KITO153054 (1200 CFM blower, 8" or 10" compatible) In Line Blower Kit: KITO154387 (1200 CFM blower, 8" or 10" compatible) Inline Blower Shell Kit: KITO179549 (for use with 1200 CFM blowers only) External Blower Shell Kit: KITO179547(for use with 1200 CFM blowers only) Electronic CFM Reduction Bypass Kit: KITO185752 (for 600 CFM Blower), KITO185099 (for 1200 CFM Blower) 6" Round Transition Kit: BH01UB (Replaces 8" transition - for 600 CFM blower only)			
WARRANTY:***	Two (2) Years Parts & In-Home Labor. Earn an additional One (1) Year of Parts & In-Home Labor by registering on elica.com.			


PLUS FEATURES

- 

HUSH SYSTEM - An exclusive sound deadening technology that effectively reduces sound levels by over 35%.
- 

PROFESSIONAL PERFORMANCE - Special features and high performances for models with aspiration capacity between 600 and 1200 CFM's.
- 

SEAMLESS CRAFTSMANSHIP - Heavy gauge stainless steel "Seamless" construction that delivers refined elegance.
- 

STAINLESS STEEL BAFFLE FILTERS WITH GREASE COLLECTORS - Designed for high airflow cooking, the "S" shape design traps high volumes of grease.
- 

HEAT GUARD - Senses extreme temperatures (>158 °F) and automatically adjusts the blower speed to HIGH.

The product images shown are for illustration purposes only and may not be an exact representation of the product.
¹ CFM and Noise data indicate the performance of the hood blower tested according to international standards. For AHAM Certified Ratings, established in accordance with California Title 24 Standardized test procedure, please refer to AHAM Certified Product Directory. Electric Ratings are declared according to UL.
² For valid warranty extension, register within 3 months from purchase. For USA & Canada Users Only

