

GDF540HMF/HSF

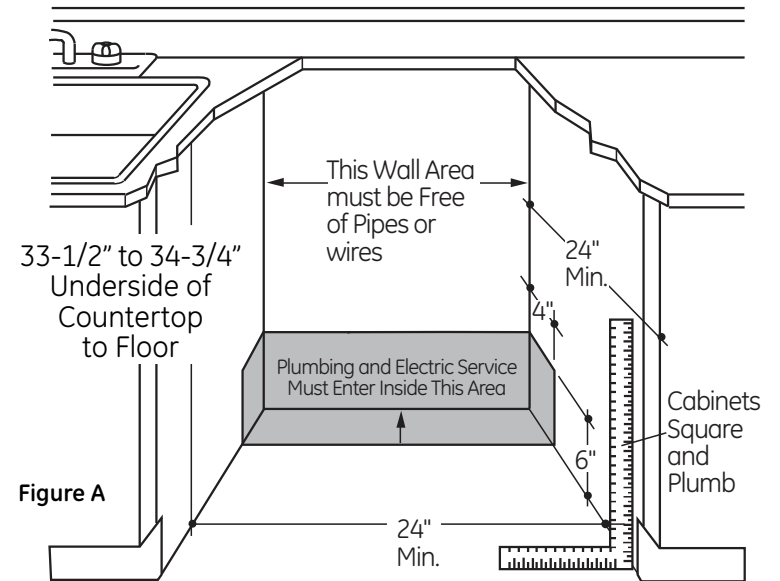
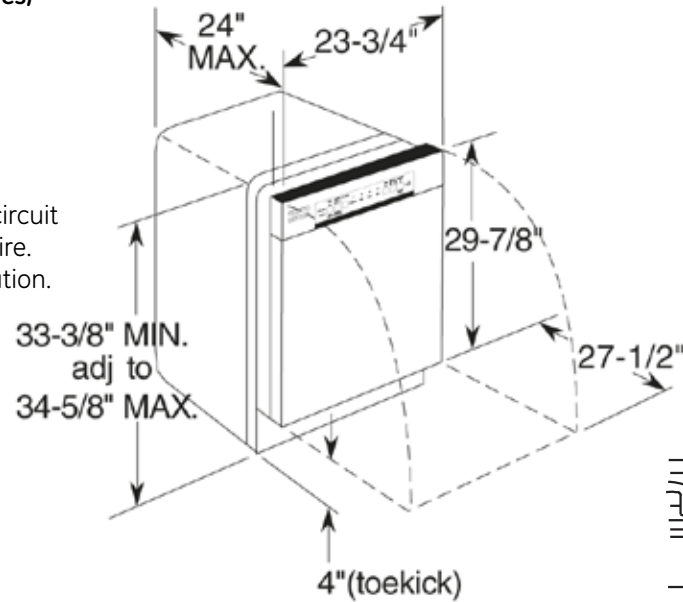
GE® Hybrid Stainless Steel Interior Dishwasher with Front Controls

Dimensions and Installation Information (in inches)

Electrical Rating

Voltage AC.....	120
Hertz.....	60
Total connected load amperage.....	7.1
Calrod® heater watts.....	415/800

For use on adequately wired 120-volt, 15-amp circuit having 2-wire service with a separate ground wire. This appliance must be grounded for safe operation.



For answers to your Monogram® Cafe™ Series, Profile™ Series or GE® appliance questions, visit our website at geappliances.com or call GE Answer Center® service, 800.626.2000.



Listed by Underwriters Laboratories



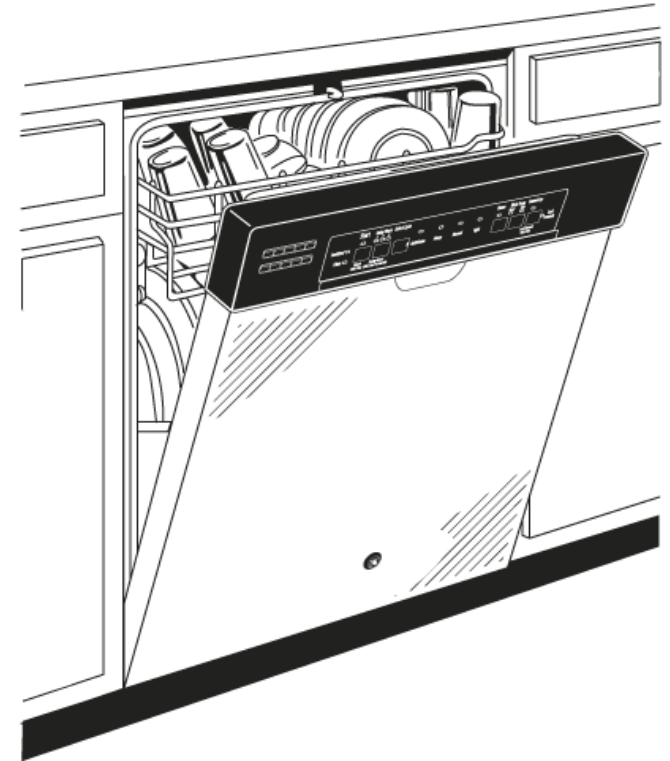
As an ENERGY STAR® partner, GE has determined that this product meets the ENERGY STAR guidelines for energy efficiency.

GDF540HMF/HSF

GE® Hybrid Stainless Steel Interior Dishwasher with Front Controls

Features and Benefits

- Hybrid Stainless Steel Interior - Enjoy the combination of stainless steel on the inner door and a durable plastic tub
- GE's most advanced wash system - Consistently clean, dry and sanitized dishes are ensured with GE's most advanced wash system, combining 65% more wash power* with advanced performance features *Wash power delivered to each rack. Compared to previous GE models
- Piranha™ hard-food disposer with removable filter - To ensure consistently clean items, this stainless steel blade rotates at 3,600 RPM to pulverize food particles. The disposer helps to prevent large particles from clogging the wash arms
- Easy Access Silverware Baskets - To help make loading silverware and small items easy, two baskets offer plenty of space, while dedicated silverware jets ensure table-ready results
- Adjustable upper rack - Fitting plates up to 10½" and other tall items in the upper rack is possible with an adjustment
- Wash Your Way Customizable Rack - Easy loading and unloading is assured with the ability to adjust the direction of the lower rack tines based on your kitchen layout
- Pearlescent dark gray racks with ball tip tines - Offer durability and secure dishes
- 52 dBA with status light on door - Nearly silent two-pump system cleans dirty dishes without disruption
- Steam Prewash - Loosens tough soils before any cycle, virtually eliminating the need for soaking or pre-rinsing dishes
- Model GDF540HSFSS – Stainless steel
- Model GDF540HMFES – Slate



imagination at work



As an ENERGY STAR® partner, GE has determined that this product meets the ENERGY STAR guidelines for energy efficiency.