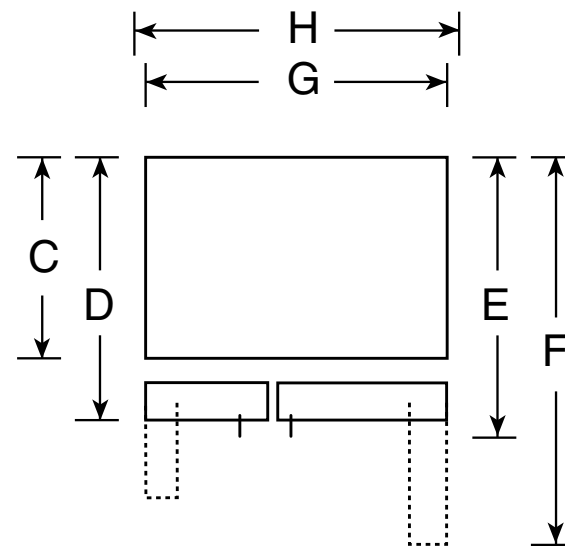
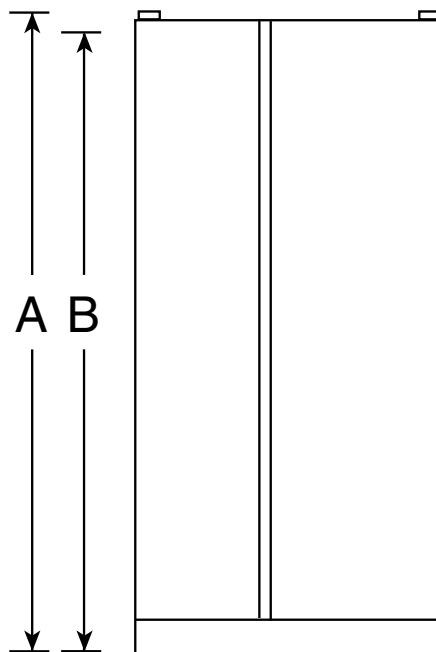


GSE26GSE

GE® 25.9 Cu. Ft. Side-By-Side Refrigerator with Dispenser

Dimensions and Installation Information (in inches)

Overall Dimensions	Height to top of hinge (in.) A	69-1/2
	Height to top of case (in.) B	69
	Case depth without door (in.) C	28
	Case depth less door handle (in.) D	32-1/4
	Case depth with door handle (in.) E	34-3/4
	Depth with fresh food door open 90° (in.) F	50
	Width (in.) G	35-3/4
	Width with door open 90° inc. door handle (in.) H	43-3/4
Air	Each side (in.)	1/8
	Top (in.)	1
	Back (in.)	2



imagination at work

For answers to your Monogram® or GE appliance questions, visit our website at geappliances.com or call GE Answer Center® service, 800.626.2000.



Listed by
Underwriters
Laboratories



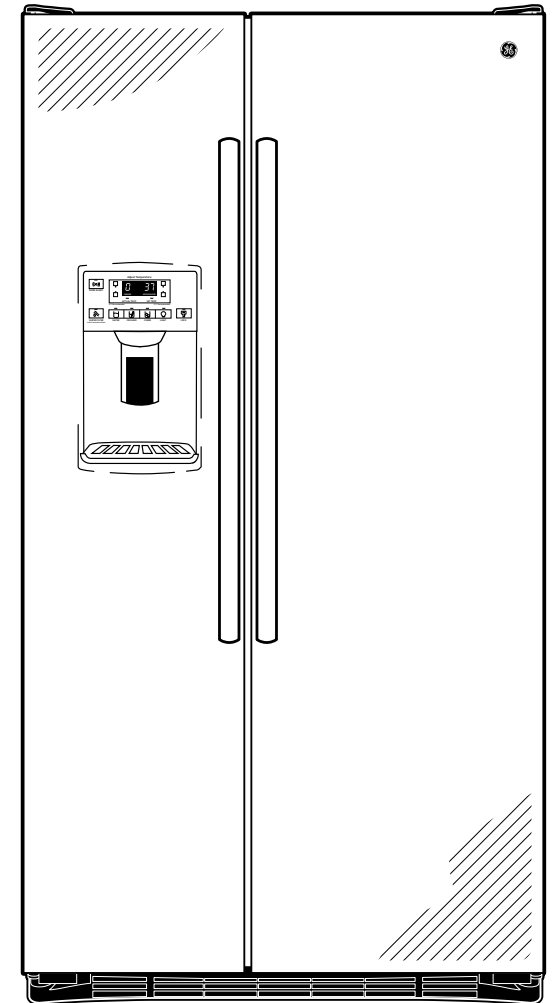
Specification Revised 9/14

GSE26GSE

GE® 25.9 Cu. Ft. Side-By-Side Refrigerator with Dispenser

Features and Benefits

- Integrated shelf support system - Provides strong, flexible support
- Adjustable slide-out, spillproof glass shelves - Raised edges help contain spills and make clean up quick and easy
- Fresh food multi-level drawers - Provides the ideal environment for storing your fruits and vegetables
- Adjustable gallon door bins - Offers ideal space for storing gallon containers in the door
- Arctica icemaker - A special access door puts ice within reach
- Advanced filtration - Removes trace pharmaceuticals from water and ice* and uses replacement filter MWF
(*Removes ibuprofen, atenolol, fluoxetine, progesterone and trimethoprim. These pharmaceuticals are not necessarily in all users' water)
- Model GSE26GSESS - Stainless Steel



imagination at work