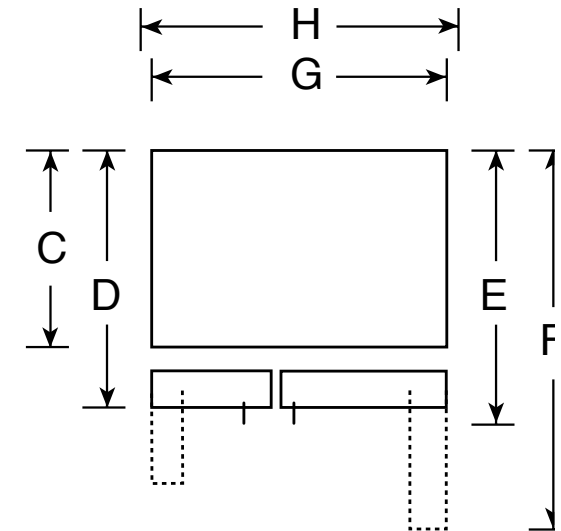
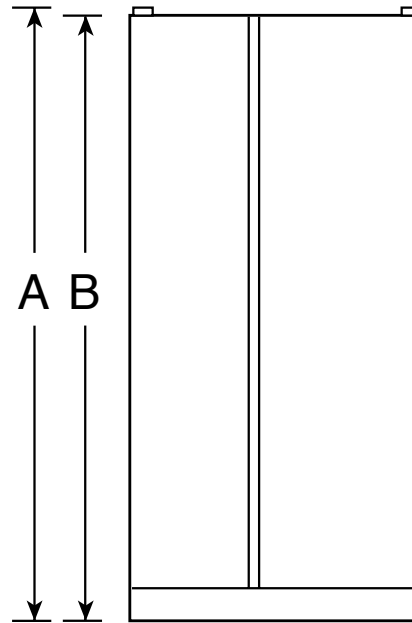


GSF25IGZ

GE® 25.3 Cu. Ft. Side-By-Side Refrigerator with Dispenser

Dimensions and Installation Information (in inches)

Overall Dimensions	Height to top of hinge (in.) A	69-3/4
	Height to top of case (in.) B	68-3/4
	Case depth without door (in.) C†	28
	Case depth less door handle (in.) D†	31-1/4
	Case depth with door handle (in.) E†	33-5/8
	Depth with fresh food door open 90° (in.) F†	49-3/8
	Width (in.) G	35-3/4
	Width with door open 90° inc. door handle (in.) H	38-1/4
Air Clearances	Each side (in.)	1/8
	Top (in.)	1
	Back (in.)	1



Top View

†Water hook-up fits in back air clearance when calculating installation depth.

If installed against a wall, allow clearance of 14-3/16" on freezer side to remove bin.

Clearance required to remove fresh food full-size pan without disassembling is 18-15/16".

Allow additional space for any necessary leveling adjustments.

For answers to your Monogram®, GE Profile™ or GE® appliance questions, visit our website at ge.com or call GE Answer Center® service, 800.626.2000.



imagination at work



Listed by
Underwriters
Laboratories



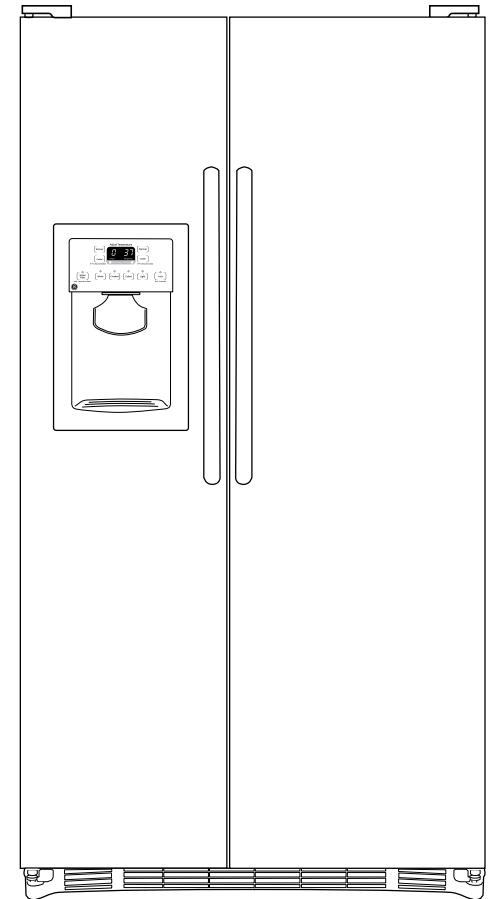
As an ENERGY STAR® partner, GE has determined that this product meets the ENERGY STAR guidelines for energy efficiency.

GSF25IGZ

GE® 25.3 Cu. Ft. Side-By-Side Refrigerator with Dispenser

Features and Benefits

- High-gloss finish - Step up to a smooth look that stands out in any kitchen
- ClimateGuard System - Monitors temperatures and adjusts cooling to help maintain freshness
- External controls with actual-temperature display and UltraFlow64 - See the exact temperature and dispense 64 ounces of filtered water per minute
- Adjustable-humidity crisper drawers - Adjustable humidity controls keep fresh produce fresh
- Adjustable temperature deli drawer - Help keep meats and cheeses delicious and ready to eat
- Snack drawer - Conveniently stores favorite foods and allows for quick, easy access
- Adjustable gallon door bins - Offers ideal space for storing gallon containers in the door
- Adjustable, slide-out spillproof glass shelves - Adjustable shelves are designed to make clean up quick and easy
- In-the-door can rack - Beverages are easy to grab when you're on the go
- GE water filtration - one year filter - Removing impurities means fresh-tasting water for your family
- FrostGuard™ technology - Controlled defrosting keeps frozen foods from feeling the burn
- Deluxe quiet design - Significantly reduces unnecessary operating noise in the kitchen
- Model GSH25IGZWW - White
- Model GSH25IGZBB - Black



imagination at work



As an ENERGY STAR® partner, GE has determined that this product meets the ENERGY STAR guidelines for energy efficiency.