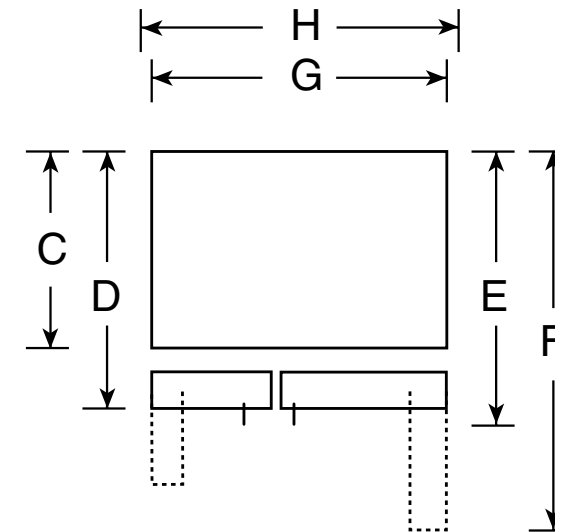
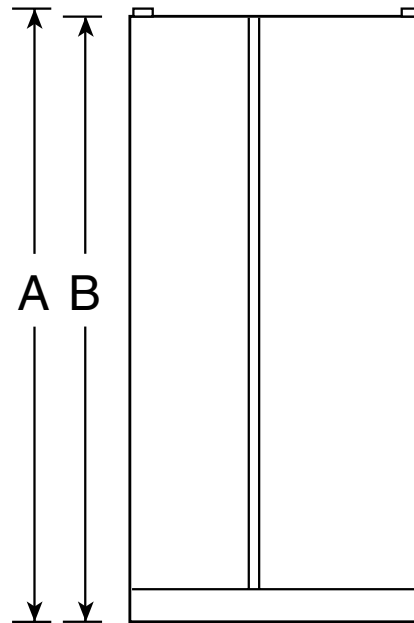


GSL25LGT

GE® ENERGY STAR® 25.0 Cu. Ft. CleanSteel™ Side-By-Side Refrigerator with Dispenser

Dimensions and Installation Information (in inches)

Overall Dimensions	Height to top of hinge (in.) A	69-3/4
	Height to top of case (in.) B	68-3/4
	Case depth without door (in.) C†	28
	Case depth less door handle (in.) D†	32-1/4
	Case depth with door handle (in.) E†	34-7/8
	Depth with fresh food door open 90° (in.) F†	50-1/16
	Width (in.) G	35-3/4
	Width with door open 90° inc. door handle (in.) H	42-3/8
Air Clearances	Each side (in.)	1/8
	Top (in.)	1
	Back (in.)	1



Top View

†Water hook-up fits in back air clearance when calculating installation depth.

If installed against a wall, allow clearance of 14-3/16" on freezer side to remove bin.

Clearance required to remove fresh food full-size pan without disassembling is 18-15/16".

Allow additional space for any necessary leveling adjustments.

For answers to your Monogram®, GE Profile™ or GE® appliance questions, visit our website at ge.com or call GE Answer Center® service, 800.626.2000.



imagination at work



Listed by
Underwriters
Laboratories



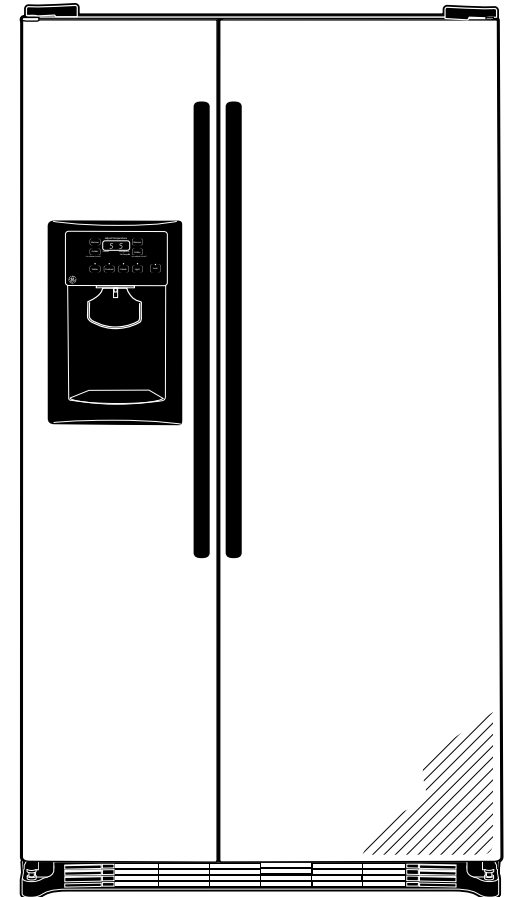
As an ENERGY STAR® partner, GE has determined that this product meets the ENERGY STAR guidelines for energy efficiency.

GSL25LGT

GE® ENERGY STAR® 25.0 Cu. Ft. CleanSteel™ Side-By-Side Refrigerator with Dispenser

Features and Benefits

- CleanSteel™ Exterior - Offers a premium stainless look that resists fingerprints, smudges, and smears
- ExpressChill™ - Chills beverages quickly with easy one-button selection of 45 minutes
- External Temperature Controls with Actual Temperature Display, Child Lock and Door Alarm - Eliminates the guesswork in setting refrigerator temperatures; conveniently displayed on the dispenser
- Slide-Out Freezer Baskets - Provides ample, easy-access storage for frozen foods
- Freshness Center™ - Maximizes shelf space and enhances interior appearance
- Quick Ice™ Option - Makes ice up to 50% faster than normal settings—ideal for entertaining
- TurboCool™ Setting - "Revs up" the refrigerator, cooling it quickly after frequent door openings
- Integrated Ice™ System - Frees up valuable freezer space. It tilts down, providing easy access to bulk ice
- AutoEnergy Saver - Senses freezer and fresh door openings and adjusts refrigeration operation cycles accordingly
- Model GSL25LGTBS - CleanSteel™



imagination at work



As an ENERGY STAR® partner, GE has determined that this product meets the ENERGY STAR guidelines for energy efficiency.