



A NEW CLASS



Slate. Only from GE.

# THE FINISH THAT STARTED A SENSATION

Not since the introduction of stainless steel, and its meteoric rise in popularity, has the appliance industry seen something like Slate. Introduced in 2012, the GE-exclusive finish has taken off and sparked a new class of appliance options. Based on sales, surveys and reviews, Slate is a proven winner that fulfills the consumer desire for something different from the standard white, black or stainless. Something with an elegant, modern appearance that's easy to keep clean.

In just a few months, demand for more models in the Slate finish came pouring in. GE responded with a line extension in 2013 and 2014. Today, there is more Slate product available than ever to help you appeal to every style-savvy or budget-conscious consumer walking in the door. Slate has the proven magnetic appeal and now you have the model and package variety. The Slate sensation has just begun!



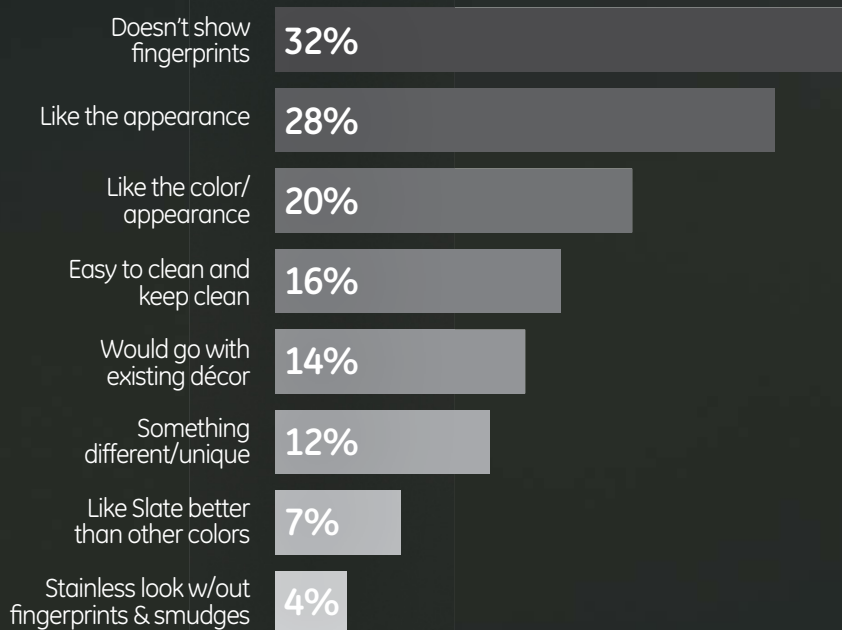


# RAVE REVIEWS

GE conducted a survey of Slate appliance owners about their purchase decisions and impressions after living with the new finish. The results were overwhelmingly positive.

## WHY SWITCH TO SLATE?

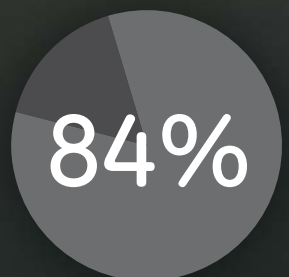
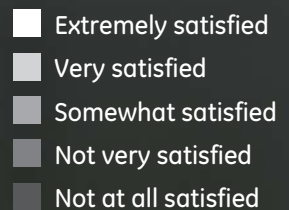
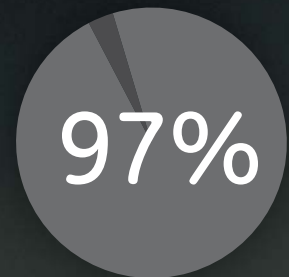
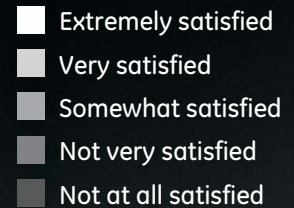
Consumers generally intended to buy stainless steel appliances, but switched to Slate based on a number of practical and aesthetic factors.



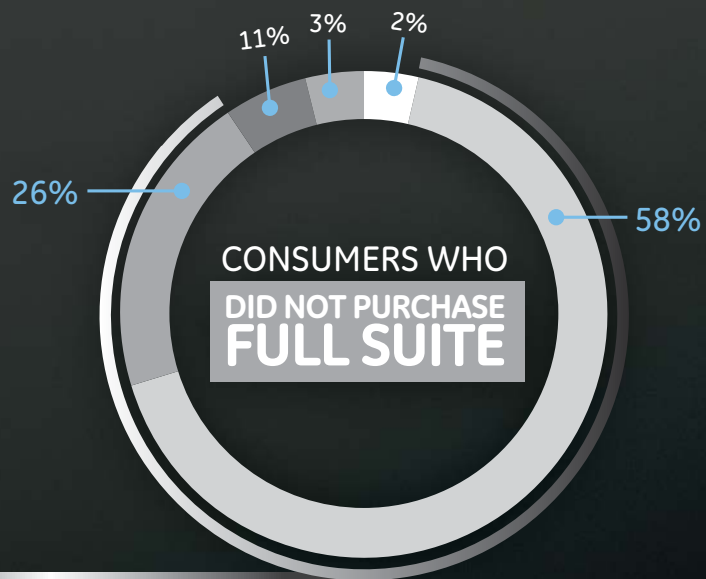
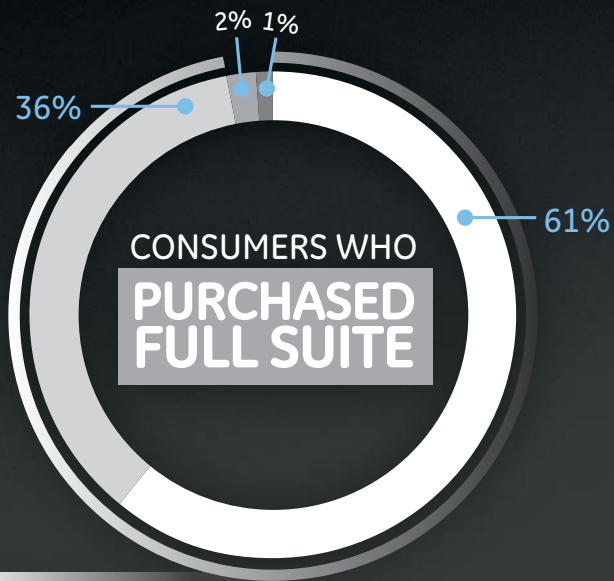
Source: The Stevenson Company; May, 2013

## APPEARANCE SATISFACTION

An incredible 97% of consumers who purchased a full Slate suite were extremely or very satisfied with the appearance of Slate and how it looks in their kitchen. An equally impressive 84% of consumers who purchased a few Slate appliances responded the same.

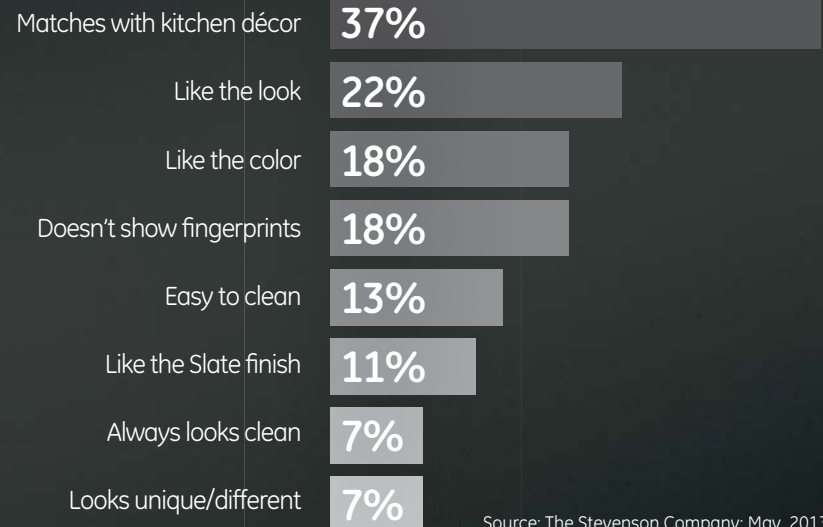


Source: The Stevenson Company; May, 2013



## WHY SATISFIED?

Many consumers agreed that their Slate appliance blends with their kitchen and like the general look and color.



## MORE PURCHASED UP FRONT

In stark contrast to industry standards, Slate owners purchased more products at once.

**65%**  
Purchased multiple products

**30%**  
Purchased entire suite

V.S.

V.S.

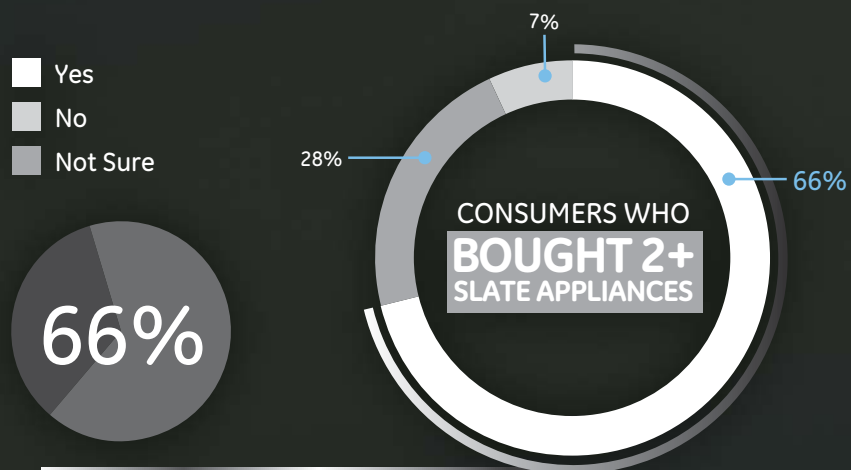
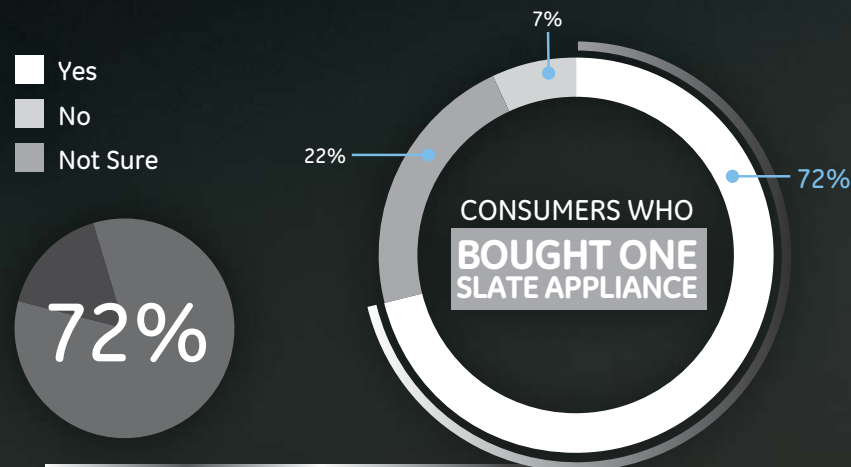
**17%**  
Industry average

**<2%**  
Industry average

# COMING BACK FOR MORE

With so much consumer satisfaction regarding Slate, it's not surprising that a majority of those surveyed intended to buy more in the future.

## INTENT TO BUY MORE SLATE



Source: The Stevenson Company; May, 2013

## TOP 10 CONSUMER TALKING POINTS

- 1 Naturally hides fingerprints, smudges and dirt
- 2 Easy to keep clean—no special cleaners needed!
- 3 Inspired by the rich texture of stone
- 4 Darker matte finish reflects modern trends
- 5 Warm, inviting alternative to stainless steel
- 6 Unlike anything on the market today
- 7 Blends in beautifully with other appliance colors
- 8 Unique and stands out in a full suite
- 9 Complements contemporary wall colors, countertop materials and cabinetry finishes
- 10 Bold, brushed metallic touch points

4.57 

AVERAGE CONSUMER RATING

Based on 1,361 Slate model ratings on [geappliances.com](http://geappliances.com) from Jan. 2013 – Jun. 2014

*“Love all the appliances! Love the Slate finish even more! I have 3 little ones and love the look of the stainless steel but hated to clean mine. I have no fingerprints and they all just wipe down quick with a wet cloth.”* - [geappliances.com](http://geappliances.com), 4.22.14

*“Love this new color! Way to go GE!”* - [geappliances.com](http://geappliances.com), 3.31.14

*“So unique and looks classy in the kitchen. The color is very different from others and I love that. Great buy!”* - [geappliances.com](http://geappliances.com), 3.6.14

*“Everyone that sees it says they never saw a fridge in the Slate color before and that it looks so rich instead of the shiny stainless steel. Love the smudge proof exterior – just wipe with a soft cloth.”* - [geappliances.com](http://geappliances.com), 4.15.14

*“The Slate color is gorgeous and looks nice with the rest of our bisque appliances”*  
- [geappliances.com](http://geappliances.com), 4.8.14

*“Looooove the Slate color. Looks great in my old farmhouse kitchen.”*  
- [geappliances.com](http://geappliances.com), 3.25.14

# PALETTE PLEASER

Consumers can pair Slate with virtually anything. From sleek granites and composites to organic glass and wood, Slate perfectly harmonizes with today's materials and colors. With such a broad palette of complementary finishes, this versatile color option can appeal to every taste.




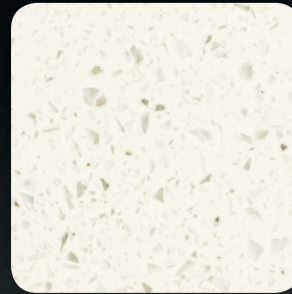
Plus, Slate models feature a neutral gray on the sides, case and accent parts to enhance its ability to coordinate—rather than contrast—with its surroundings.

---

## PERFECT MIXER

If your customers are looking to replace a single appliance—or just a few—Slate appliances easily blend with other colors. See for yourself.

### COUNTERTOPS



White Quartz Solid Surface  
Edge Grain Mesquite Surface  
Limestone Surface

Brown/Neutral Solid Surface  
Recycled Glass Solid Surface  
Soapstone Surface

SLATE FINISH



CABINETS



OTHER APPLIANCE COLORS



Black

Stainless Steel

White

Ivory Painted  
Amaretto Stained Alder  
Thermo Laminare

Sandstone Stained White Oak  
Aloe Painted  
Seal Stained White Oak


# A CLEAN SLATE

The dark matte finish naturally hides fingerprints, smudges and dirt. It's also a breeze to clean using a clean cloth and a mild household detergent. Stylish and practical.

---

## MAGNETIC LOOK

Now consumers can display those A+ papers, the latest masterpiece from art class or this week's "to-do" list. The Slate finish holds magnets!



A hand with light pink manicured nails holds a small piece of ginger root over a piece of white paper with a list of ingredients. The background is a dark grey surface with a circular GE logo in the upper right.

Kale

Quinoa

Brown Rice

Coconut Water

Olive Oil

Lentils

Hummus

Brussels Sprouts

Avocado

Almond butter

# SLATE MODELS

## Refrigerators and Dishwashers



### French-Door & Bottom-Freezer Refrigerators

Features	GFE28MHM	GYE22KM	GFE26GMH	GNE29GMH	PWE23KMD	GNS23GMH	GDE20GMH
French-Door model	•	•	•	•	•	•	
Counter-depth model		•		•	•		
Total (cu. ft.)	27.7	22.1	25.7	28.5	23.1	22.7	20.3
<b>Fresh food</b>							
Temperature management	TwinChill™ evaporators	TwinChill evaporators	TwinChill evaporators	TwinChill evaporators	TwinChill evaporators	•	•
External controls with actual-temperature display and child lock	•	•	•				
Turbo Cool setting	•	•	•			•	
Cabinet shelves	5 glass	5 glass	5 glass	5 glass	5 glass	3 glass	3 glass
Adjustable	4 split	4 split	4 split	4 split	4 split	2 split	2 split
Slide-out					3		
Full-width	1	1	1	1		1	1
Spillproof	3	3	4	4	3		
Quick Space shelf	•	•			•		
External dispenser	Ice & water	Ice & water	Ice & water				
Advanced filtration system	RPWFE	RPWFE	RPWFE	RPWFE	RPWFE	MWF	
Adjustable-humidity drawers	2	2	2	2	2		2
Full-width drawer	Electronic w/color LED lighting	Electronic w/color LED lighting	•	•	Adj. temp		
Fresh food door bins	6 (2 adj. with gallon storage)	6 with gallon storage (2 adj.)	6 (2 adj. with gallon storage)	6 (4 adj. with gallon storage)	6 (4 adj. with gallon storage)	5 (3 adj., 2 fixed)	5 (4 adj., 1 fixed)
Interior lighting	7 Showcase LED + full-width drawer	7 Showcase LED + full-width drawer	5 Showcase LED	5 Showcase LED	7 Showcase LED	•	•
<b>Freezer</b>							
Space saving icemaker	•	•	•				
Factory-installed icemaker & bin	Dual icemaker			•	•	•	IM4D
Full-extension freezer baskets	2 full-width with ice bucket	2 full-width plastic	2 full-width plastic	2 plastic with ice bucket	3 plastic with utility bin	1 full-width, 1 split	1 split, 1 full-width
Interior lighting	2 Showcase LED	2 Showcase LED	2 Showcase LED	2 Showcase LED	2 Showcase LED	•	•
<b>Exterior</b>							
Handle color	Stainless steel with chrome	Stainless steel with chrome	Stainless steel with chrome	Stainless steel with chrome	Stainless steel with chrome	Stainless steel with chrome	Stainless steel with chrome
Handle design	Designer Style	Designer Style	Designer Style	Designer Style	Designer Style	Designer Style	Designer Style
<b>Certifications</b>							
ENERGY STAR® qualified	•	•	•	•	•		•
Made in America*	•	•	•	•	•		
<b>Dimensions</b>							
Overall dimensions (HxWxD in inches)	69-7/8 x 35-3/4 x 36-1/4	69-7/8 x 35-3/4 x 31-1/4	69-7/8 x 35-3/4 x 36-1/4	69-7/8 x 35-3/4 x 36-1/4	69-7/8 x 35-3/4 x 31-1/4	68-1/2 x 32-3/4 x 34-7/8	66-1/2 x 29-3/4 x 34-5/8

\*Products contain 70 to 90% U.S. content. Details at [geappliances.com/USA](http://geappliances.com/USA)

### Top-Freezer Refrigerator

Features	GTE18GMH
Total (cu. ft.)	17.5
<b>Fresh food</b>	
Upfront temperature controls	•
Cabinet shelves	2 glass
Adjustable	2 full-width
Spillproof	2
Crisper drawers	2 adj. humidity
Snack drawer	Clear
	3 full-width (2 with gallon storage)
Door shelves	
Dairy compartment	•
Interior lighting	•
Never Clean condenser	•
<b>Freezer</b>	
Factory-installed icemaker & bin	Opt. (IM4D)
Wire freezer compartment shelves	1 full-width wire
Fixed door shelves	2 full-width
<b>Exterior</b>	
Handle color	Stainless steel with chrome
Handle design	Designer Style
<b>Certifications</b>	
ENERGY STAR qualified	•
ADA compliant	•
Made in America*	•
<b>Dimensions</b>	
Overall dimensions (HxWxD in inches)	67-3/8 x 28 x 32-7/8

\*Product contains 70 to 90% U.S. content. Details at [geappliances.com/USA](http://geappliances.com/USA)



### Side-By-Side Refrigerators

Features	GSE25HMH	GSS25GMH	GSS23HMH
Total (cu. ft.)	25.4	25.4	22.5
<b>Fresh food</b>			
GE water filtration system	MWF	MWF	MWF
Dispenser	Crushed ice, cubes & water	Crushed ice, cubes & water	Crushed ice, cubes & water
Cabinet shelves	4 glass	4 glass	4 glass
Adjustable	3	3	3
Slide-out, spillproof	3 (2 slide-out)	3 (2 slide-out)	3 (2 slide-out)
2-stack drawer system	•	•	•
Top drawer	Adj. humidity	Adj. humidity	Adj. humidity
Bottom drawer	Adj. humidity	Sealed	Adj. humidity
Snack drawer	•	•	•
Door bins	Clear Look 4 (3 adj. with gallon storage)	4 (2 adj. with gallon storage)	4 (3 adj. with gallon storage)
Interior lighting	LED	•	LED
<b>Freezer</b>			
Factory-installed icemaker	Arctica icemaker	Arctica icemaker	Arctica icemaker
Wire cabinet shelves	3 (2 adj.)	3 (2 adj.)	4 (2 adj.)
Storage baskets	2 slide-out	1 slide-out	1 slide-out
Door bins	4 (2 adj.)	4 (2 adj.)	3 (2 adj.)
Interior lighting	LED	•	LED
<b>Exterior</b>			
Handle color	Stainless steel with chrome	Stainless steel with chrome	Stainless steel with chrome
Handle design	Designer Style	Designer Style	Designer Style
<b>Certifications</b>			
ENERGY STAR qualified	•	•	•
ADA compliant	•	•	•
<b>Dimensions</b>			
Overall dimensions (HxWxD in inches)	69-1/2 x 35-3/4 x 35-1/4	69-1/2 x 35-3/4 x 35-1/4	69-1/2 x 32-3/4 x 35-1/4



### Dishwashers

Features	PDT750SMF	GDT580SMF	GDF540HMF
Interior	Stainless steel	Stainless steel	Hybrid stainless steel
Wash system	700 series	500 series	500 series
Water filtration	100% with removable filter	100% with removable filter	100% with removable filter
Hard-food disposer	Piranha™	Piranha	Piranha
Wash Arms	Reversing lower quad blade/middle quad blade/full upper	3 pressurized full-coverage	3 pressurized full-coverage
Dedicated Silverware Jets	•	•	•
Automatic temperature control	•	•	•
Cycles	Auto Sense/Heavy/Normal/Light/Rinse/Express/eWash	Auto Sense/Heavy/Normal/Light	Auto Sense/Heavy/Normal/Light
<b>Options</b>			
Sanitize (NSF*)	•	•	•
Wash zones	•	•	•
Steam Prewash/PreSoak	PreSoak	Steam Prewash	Steam Prewash
Delay Start	1-12 hour	1-12 hour	2/4/8-hour
Wash temp—Boost	•	•	•
Wash temp—Sanitize	•	•	•
Heated dry	•	•	•
Lock controls	•	•	•
<b>Racking</b>			
Rack finish	Black pearl	Black pearl	Pearlescent dark gray
Ball-tip tines	•	•	•
Upper Rack	Easy-touch adj. full-extension	Easy-touch adj. full-extension	2-position adj.
Utility shelves	2 Stem Safe	2 Stem Safe	2 Stem Safe
Lower Rack	Wash Your Way	Wash Your Way	Wash Your Way
Angled tines	•	•	•
Silverware basket	3-pc. with Soft-Touch handle	3-pc. with Soft-Touch handle	Easy Access Silverware Baskets
Sound insulation package**	42 dBA	48 dBA	52 dBA
<b>Appearance</b>			
Handle color	Stainless steel with chrome	Stainless steel with chrome	Color-matched
Handle design	Designer Style	Designer Style	Recessed
<b>Certifications</b>			
ENERGY STAR qualified	•	•	•
Made in America†	•	•	•
<b>Dimensions</b>			
Overall dimensions (HxWxD in inches)	33-3/8 – 34-5/8 x 23-3/4 x 24	33-3/8 – 34-5/8 x 23-3/4 x 24	33-3/8 – 34-5/8 x 23-3/4 x 24

\*Certified by National Sanitation Foundation.

\*\*dBA levels based on Owens-Corning (IEC-60704 lab testing.)

†Products contain 70 to 90% U.S. content. Details at [geappliances.com/USA](http://geappliances.com/USA)

# SLATE MODELS | Cooking Products



## Free-Standing Electric Ranges

Oven features	JB850EF	JB750EF	JB690EF	JB650EF
Oven capacity (cu. ft.) upper/lower	2.2/4.4	5.3	5.3	5.3
Cleaning system	Self-clean	Self-clean with Steam Clean option	Self-clean with Steam Clean option	Self-clean with Steam Clean option
Cooking technology	Upper: Traditional Lower: Traditional	Convection	Convection	Traditional
<b>Controls</b>				
Control lock capability	•	•	•	•
Electronic oven controls	•	•	•	•
Delay bake	•	•	•	•
Digital temperature display	•	•	•	•
<b>Cooktop</b>				
Element—left front	6"/9" 3000W Power Boil	8" 2000W bridge	6"/9" 3000W Power Boil	6"/9" 3000W Power Boil
Element—left rear	6" 1200W	8" 2000W bridge	6" 1200W	6" 1200W
Element—right front	9"/12" 3000W	6"/9"/12" 3600W Power Boil	9"/12" 3000W	9"/12" 3000W
Element—right rear	6" 1200W	6" 1200W	6" 1200W	6" 1200W
Element—center	6" warming zone	6" warming zone	6" warming zone	6" warming zone
Melt	•	•	•	•
<b>Oven</b>				
Audible preheat single	•	•	•	•
Auto Recipe conversion		•	•	
True European Convection with Precise Air		•		
Convection Bake/ Convection Roast		•	Bake only	
Drawer		Storage	Storage	Storage
Dual element bake	•	•	•	•
Fast preheat		•	•	•
Interior oven light	Upper: 1 incandescent Lower: 1 incandescent	1 halogen	1 halogen	1 incandescent
Oven racks	3 heavy-duty	3 self-clean heavy-duty	2	2
Bake element	Upper: 8-pass Lower: 6-pass	Hidden	Hidden	Hidden
Broil element	6-pass	8-pass	8-pass	8-pass
<b>Appearance</b>				
Handle color	Stainless steel with chrome	Stainless steel with chrome	Stainless steel with chrome	Stainless steel with chrome
Handle design	Designer Style	Designer Style	Designer Style	Designer Style
<b>Certifications</b>				
Made in America*	•	•	•	•
<b>Dimensions</b>				
Overall oven interior dimensions (WxHxD in inches)	Upper: 24 x 8-7/8 x 18-1/4 Lower: 24 x 17-1/2 x 18-1/4	24-1/8 x 19-1/2 x 19-3/8	24-1/8 x 19-1/2 x 19-3/8	24-1/8 x 19-1/2 x 19-3/8

\*Products contain 70 to 90% U.S. content. Details at [geappliances.com/USA](http://geappliances.com/USA)

## Free-Standing Gas Ranges

Oven features	JGB850EEF
Oven capacity (cu. ft.) upper/lower	2.5/4.3
Cleaning system	Self-clean
Cooking technology	Upper: Traditional Lower: Traditional
<b>Controls</b>	
Control lock capability	•
Electronic oven controls	•
Delay bake	•
Digital temperature display	•
<b>Cooktop</b>	
Burner—left front	11,000 BTU
Burner—left rear	9,500 BTU
Burner—right front	17,000 BTU Power Boil
Burner—right rear	5,000 BTU Precise Simmer
Burner—center	8,000 BTU oval
Deep-recessed cooktop	•
Griddle	Non-stick
Melt	•
<b>Oven</b>	
Audible preheat single	•
Auto Recipe conversion	
Convection Bake/ Convection Roast	
Drawer	
In-oven broiling	•
Interior oven light	•
Oven racks	3
<b>Appearance</b>	
Grates	Cast-iron, black matte continuous
Handle color	Stainless steel with chrome
Handle design	Designer Style

## Dimensions

Overall oven interior dimensions (WxHxD in inches) Upper: 24 x 9-1/2 x 19-1/8  
Lower: 24 x 15 x 20-5/8

\*Optional JXG10 non-stick griddle available through Parts & Accessories.



JGB750EEF	JGB697EEH	JGB650EEF
5.6	5.0	5.0
Self-clean with Steam Clean option	Self-clean with Steam Clean option	Self-clean
Convection	Convection	Traditional
•	•	•
•	•	•
•	•	•
•	•	•
11,000 BTU 9,500 BTU	11,000 BTU 9,500 BTU	11,000 BTU 9,500 BTU
17,000 BTU Power Boil 5,000 BTU Precise Simmer	17,000 BTU Power Boil 5,000 BTU Precise Simmer	17,000 BTU Power Boil 5,000 BTU Precise Simmer
8,000 BTU oval	8,000 BTU oval	8,000 BTU oval
•	•	•
Non-stick	Non-stick*	Non-stick
•	•	•
•	•	•
•	Bake only	Storage
Storage	Storage	Storage
•	•	•
•	•	•
2 self-clean heavy-duty	2	2
Cast-iron, black matte continuous	Cast-iron, black matte continuous	Cast-iron, black matte continuous
Stainless steel with chrome Designer Style	Stainless steel with chrome Designer Style	Stainless steel with chrome Designer Style
24 x 19-1/2 x 20-5/8	24 x 19 x 19	24 x 19 x 19

### Over-The-Range Microwave Ovens

Features	PVM9179EF	JVM7195EF	JVM6175EF
Oven capacity (cu. ft.)	1.7	1.9	1.7
Watt (IEC-705 test procedure)	1000 W	1100 W	1000 W
Cooking Modes	Microwave Convection	•	•
<b>Controls</b>			
Sensor controls	•	•	•
Beverage	•	•	•
Defrost: Weight/Time	•	•	•
Family Snacks		•	
MyPlate menu		•	
Vegetable			•
Popcorn	•	•	•
Potato		•	•
Reheat	•	•	•
Steam		•	
Soften		•	
<b>Controls touchpad</b>			
Add 30 seconds	•	•	•
Control lockout	•	•	•
Electronic touch controls	Dial touch	•	•
Power Saver Mode		•	
<b>Oven</b>			
Interior/cooktop lighting	Halogen	Halogen	Incandescent
Oven racks	1 (2 positions)	1 (1 position)	1 (2 positions)
Turntable	•	•	•
Turntable diameter (in.)	13-1/2	14-1/4	11-1/2
<b>Appearance</b>			
Handle color	Stainless steel with chrome	Stainless steel with chrome	Stainless steel with chrome
Handle design	Designer Style	Designer Style	Designer Style
<b>Dimensions</b>			
Overall oven interior dimensions (WxHxD in inches)	21-5/9 x 9-6/15 x 14-1/4	20-7/8 x 10-7/8 x 14-1/2	20-1/4 x 9-1/4 x 14-13/32

### Countertop Microwave Oven

Features	PEB7226EH
Oven capacity (cu. ft.)	2.2
Watt (IEC-705 test procedure)	1100 W
<b>Controls</b>	
Electronic touch controls	•
Sensor controls	•
Popcorn	•
Beverage	•
Reheat	•
Vegetable	•
USDA Grains	•
MyPlate Menu Vegetables	•
Add 30 Seconds	•
Auto/Time Defrost	•
Turntable	•
Turntable diameter (in.)	16
Control lockout	•
<b>Dimensions</b>	
Dimensions (WxHxD in inches)	Cavity 17 x 11-5/8 x 18-7/8 Exterior 24-1/8 x 14 x 19-3/4
<b>Accessories</b>	
Optional 30" built-in trim kit	JX7230EH



### Built-In Double Wall Oven

Oven features	PT7550EH
Capacity	5.0/5.0
Cooking technology	Upper: Convection with Direct Air Lower: Traditional
Self-clean oven with Steam Clean option	•
Delay clean option	Variable
Controls	
Control type	Glass touch
Temperature display	•
Delay bake option	•
Audible preheat signal	•
Auto oven shut-off with override	•
Electronic clock and kitchen timer	•
Control lock capability	•
Certified Sabbath mode	•
Oven	
Convection Roast	Upper
Convection Broil	Upper
Crisp Broil	Upper
Ten-pass bake element	•
Ten-pass dual broil element	•
Auto Recipe Conversion	•
Halogen interior oven lighting	Progressive
Self-clean oven racks	•
Heavy-duty oven racks	Upper: 2, 1 roller rack Lower: 2
Rack positions	6-ladder rack upper/ 6-ladder rack lower
Appearance	
Handle color	Stainless steel with chrome
Handle design	Designer Style
Certifications	
Made in America*	•
Dimensions	
Overall oven interior dimensions (WxHxD in inches)	Upper: 25 x 17-3/8 x 20-1/4 Lower: 25 x 17-3/8 x 20-1/4

\*Product contains 70 to 90% U.S. content. Details at [geappliances.com/USA](http://geappliances.com/USA)



### Built-In Single Wall Oven

Oven features	PT7050EH
Capacity	5.0
Cooking technology	Convection with Direct Air
Self-clean oven with Steam Clean option	•
Delay clean option	Variable
Controls	
Control type	Glass touch
Temperature display	•
Delay bake option	•
Audible preheat signal	•
Auto oven shut-off with override	•
Electronic clock and kitchen timer	•
Control lock capability	•
Certified Sabbath mode	•
Oven	
Convection Roast	•
Convection Broil	•
Crisp Broil	•
Ten-pass bake element	•
Ten-pass dual broil element	•
Auto Recipe Conversion	•
Halogen interior oven lighting	Progressive
Self-clean oven racks	•
Heavy-duty oven racks	2, 1 roller
Rack positions	6-ladder rack
Appearance	
Handle color	Stainless steel with chrome
Handle design	Designer Style
Certifications	
Made in America*	•
Dimensions	
Overall oven interior dimensions (WxHxD in inches)	25 x 17-3/8 x 20-1/4

\*Product contains 70 to 90% U.S. content. Details at [geappliances.com/USA](http://geappliances.com/USA)



### Built-In Cooktops

Features & Controls	PP962EH	PP932EH
Element type	Ribbon	Ribbon
Number of elements	5	4
Controls	Knob (infinite switch)	Knob (infinite switch)
Control location	Front center	Right
Control lock	•	•
Control lock indicator light	Front center	Rear right
Hot surface indicators, location	5, front center	1, front
Cooktop "On" indicators, location	1, front center	1, front right
Element Configuration		
Front right element	5"/8" dual element (1900W)	6"/9" Power Boil (3000W)
Front left element	7" (1800W)	7" (1800W)
Rear right element	6" warming zone (120W)	6" with Melt setting (1200W)
Rear left element	7" (1800W)	7" (1800W)
Center element	6"/9"/12" tri-ring (3000W)	
Bridge element	800W (4400W total)	800W (4400W total)
Appearance		
Knob color	Stainless steel appearance	Stainless steel appearance
Cooktop surface	Ceramic-glass	Ceramic-glass
Dimensions		
Cabinet width compatibility (in.)	36	30
Overall dimensions (WxHxD in inches)	36 x 3-1/4 x 20-7/8	29-3/4 x 4-1/4 x 21-3/8



### Slide-In Electric Ranges

Oven features	PS950EF	JS750EF
Capacity (cu. ft.) upper/lower	2.2/2.4	4.4
Cleaning System	Self-clean	Self-clean with Steam Clean option
Cooking technology	Upper: Traditional Lower: Convection	Convection
<b>Controls</b>		
Control lock capability	•	•
Electronic oven controls	Glass touch	•
Delay bake	•	•
Digital temperature display	•	•
<b>Cooktop</b>		
Element—left front	5"/8" 1900W bridge	8" 2000W bridge
Element—left rear	8" 2000W bridge	8" 2000W bridge
Element—right front	6"/9"/12" 3600W Power Boil	6"/9"/12" 3600W Power Boil
Element—right rear	6" 1200W	6" 1200W
Element—center	6" warming zone	6" warming zone
Melt	•	•
<b>Oven</b>		
Audible preheat signal	•	•
Auto Recipe Conversion	•	•
True European Convection with Precise Air	Lower	•
Convection Bake	Lower	•
Convection Roast		•
Bake element	Hidden	Hidden
Broil element	8-pass	8-pass
Drawer		Storage
Fast preheat	•	•
Dual-element bake	•	•
Interior oven light	Upper: 1 halogen, 1 incandescent Lower: 1 halogen	1 halogen
Self-clean oven racks	•	
Oven racks	2 heavy-duty, 1 roller rack	3 heavy-duty
<b>Appearance</b>		
Handle color	Stainless steel with chrome	Stainless steel with chrome
Handle design	Designer Style	Designer Style
<b>Certifications</b>		
Made in America*	•	•
<b>Dimensions</b>		
Overall oven interior dimensions (WxHxD in inches)	Upper: 24 x 8-7/8 x 18-1/4 Lower: 24 x 17-1/2 x 18-1/4	24 x 17-1/2 x 18-1/4

\*Products contain 70 to 90% U.S. content. Details at [geappliances.com/USA](http://geappliances.com/USA).

### Slide-In Gas Ranges

Oven features	PGS950EEF	JGS750EEF
Capacity (cu. ft.) upper/lower	2.5/4.3	5.6
Cleaning system	Self-clean	Self-clean
Cooking technology	Upper: Traditional Lower: Convection	Convection
<b>Controls</b>		
Control lock capability	•	•
Electronic oven controls	Glass touch	•
Delay bake	•	•
Digital temperature display	•	•
<b>Cooktop</b>		
Burner—left front	20,000 BTU tri-ring	17,000 BTU Power Boil
Burner—left rear	5,000 BTU Precise Simmer	5,000 BTU Precise Simmer
Burner—right front	11,000 BTU	11,000 BTU
Burner—right rear	9,100 BTU	9,100 BTU
Burner—center	10,000 BTU oval	5,000 BTU round
Cooktop burners	Sealed	Sealed
Deep-recessed cooktop	•	•
Griddle	Rev. cast-iron	
<b>Oven</b>		
Audible preheat signal	•	•
Auto Recipe Conversion	•	•
Convection Bake/Convection Roast	Lower	•
Drawer	Lower	Storage
In-oven broiling	•	•
Interior oven light	•	•
Self-clean oven racks	•	
Oven racks	2 heavy-duty, 1 roller rack	3
<b>Appearance</b>		
Grates	Black matte edge-to-edge	Black matte edge-to-edge
Handle color	Stainless steel with chrome	Stainless steel with chrome
Handle design	Designer Style	Designer Style
<b>Dimensions</b>		
Overall oven interior dimensions (WxHxD in inches)	Upper: 24 x 9-1/2 x 19-1/8 Lower: 24 x 15 x 20-5/8	24 x 19-1/2 x 20-5/8

GE has a policy of continuous improvement of its products and reserves the right to change materials and specifications without notice.

# GE APPLIANCES

At GE, we're reimagining home to introduce a new world of innovation in appliances. Today, we're even more in sync with the consumer. Listening. Anticipating. Engineering ingenious ways to simplify life with more industry-first exclusives. We're redefining style and functional design across all our products. Expanding our U.S. workforce and transforming manufacturing. Improving quality and efficiency. Helping our partners spread the word of GE solutions—from the sales floor to the national stage—and igniting sales. GE Appliances. We're not just imagining. We're doing.



imagination at work

GE  
Appliances  
Appliance Park  
Louisville, KY 40225  
[geappliances.com](http://geappliances.com)

© 2014 General Electric Company  
Pub. No. 1-X134 PC78336



70 to 90% U.S. content. Product content details at [GEAppliances.com/USA](http://GEAppliances.com/USA)

*Many GE appliances are "Made in America" containing 70 to 90% U.S. content. So when you buy GE, you're investing in the livelihood of hardworking Americans. **Thank you!***