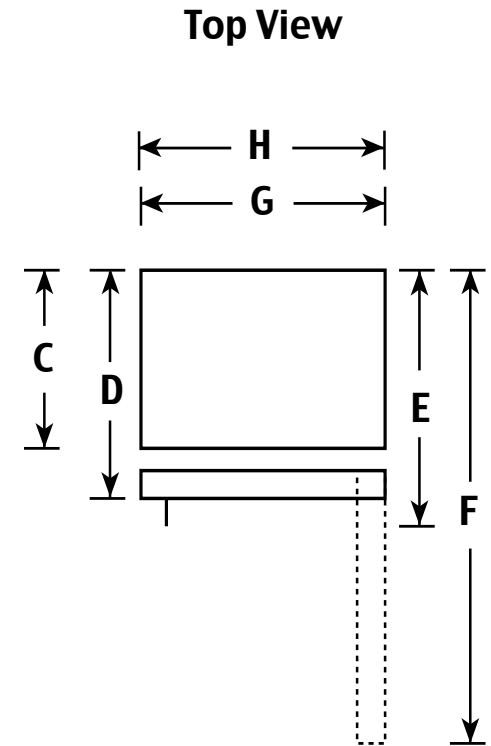
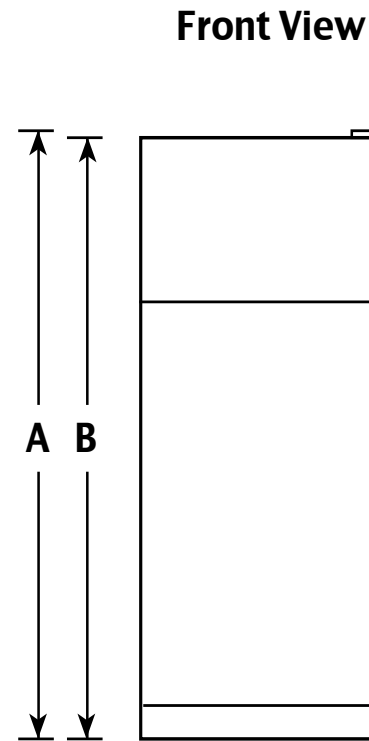


GTH17GBE

GE® 16.5 Cu. Ft. Top-Freezer Refrigerator

Dimensions and Installation Information (in inches)

Overall Dimensions	Height to top of hinge (in.) A	64-3/4
	Height to top of case (in.) B	64-1/4
	Case depth without door (in.) C	25-7/8
	Case depth less door handle (in.) D	29-1/8
	Case depth with door handle (in.) E	31
	Depth with fresh food door open 90° (in.) F	54-7/8
	Width (in.) G	28
	Width with door open 90° with door handle (in.) H	30-1/2
Air Clearances	Each side (in.)	3/4
	Top (in.)	1
	Back (in.)	2



For answers to your Monogram,® Cafe™ Series, Profile™ Series or GE® appliance questions, visit our website at geappliances.com or call GE Answer Center® service, 800.626.2000.

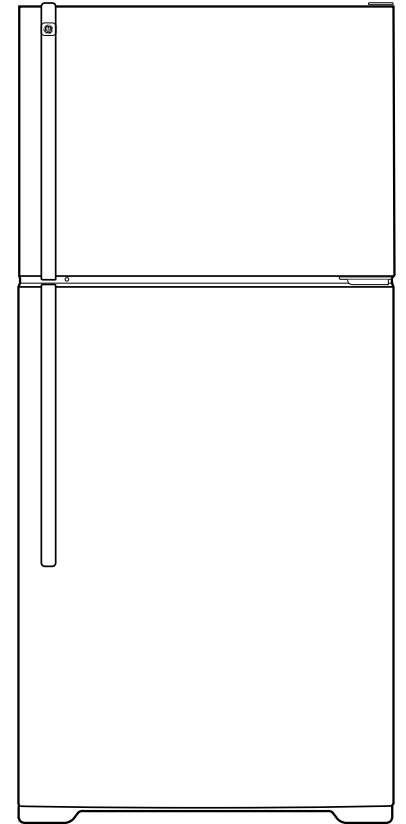


GTH17GBE

GE® 16.5 Cu. Ft. Top-Freezer Refrigerator

Features and Benefits

- Upfront temperature controls - Easy-to-use controls regulate both fresh food and freezer sections
- Adjustable spill-resistant glass shelves - Designed to contain spills for easy cleaning
- Adjustable-humidity drawers - Controls helps food stay fresh
- Snack drawer - Conveniently stores favorite foods and allows for quick, easy access
- Gallon door storage - Larger items are easily accommodated in the door
- Wire freezer shelf - Provides additional storage for frozen foods
- Model GTH17GBEWW - White
- Model GTH17GBEBB - Black



imagination at work