

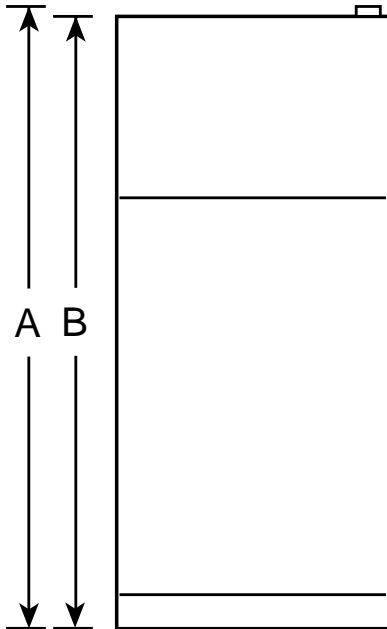


GE Appliances

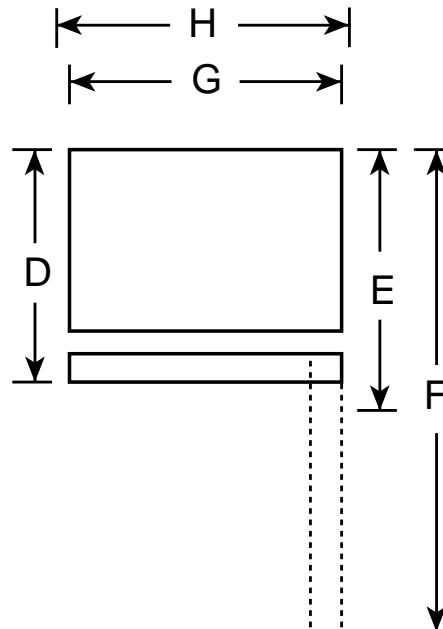
GTH22SBN – GE 21.7 Cu. Ft. Top-Freezer Refrigerator

Dimensions (in inches)

Front View



Top View



Overall Dimensions	Height to top of hinge (in.) A	67-1/2
	Height to top of case (in.) B	66-7/8
	Height to mid-freezer (in.)	54-1/2
	Case depth without doors (in.) C	27-5/8
	Case depth less door handle (in.) D	31-5/8
	Case depth with door handle (in.) E	33-5/8
	Depth with fresh food door open 90° (in.) F	63
	Width (in.) G	32-7/8
	Width with doors open 90° less door handle (in.) H	33
Air Clearances	Each side (in.)	1/8
	Top (in.)	1
	Back (in.)	1



Total volume and shelf area are calculated by the Association of Home Appliance Manufacturers' standards.



Listed by Underwriters Laboratories




As an ENERGY STAR® Partner, GE has determined that this product meets the ENERGY STAR® guidelines for energy efficiency.



GE Appliances

GTH22SBN – GE 21.7 Cu. Ft. Top-Freezer Refrigerator



Features and Benefits

- 21.7 cu. ft. Capacity (Fresh Food 15.35 cu. ft./Freezer 6.35 cu. ft.)
- ENERGY STAR® Qualified
- Illuminated Temperature Controls with Electronic Sensors
- 4 Adjustable, Spill-Proof, Split Glass Fresh Food Cabinet Shelves and Spill-Proof Freezer Floor
- 3 Adj. Modular Gallon Door Bins and 1 Fixed Door Bin with Tall Bottle Storage; Tilt-Out Locking Freezer Door Bin
- FrostGuard™ Technology
- NeverClean™ Condenser
- Deluxe Quiet Design
- Pivot-out Pan Removal System
- Snack Pan
- 2 Adjustable Humidity Vegetable/Fruit Crispers
- Equipped for Optional Automatic Icemaker
- Dairy Compartment with Butter Dish
- Adjustable Full-Width Wire Everwhite Freezer Compartment Shelves
- 1 Adj. Modular Freezer Door Bin and 1 Split Fixed Freezer Door Bin
- 2 Ice 'N Easy Trays with Ice Tray Shelf
- Color-Matched Door Handles
- Model GTH22SBNBS – Stainless steel

Specification Revised 5/03