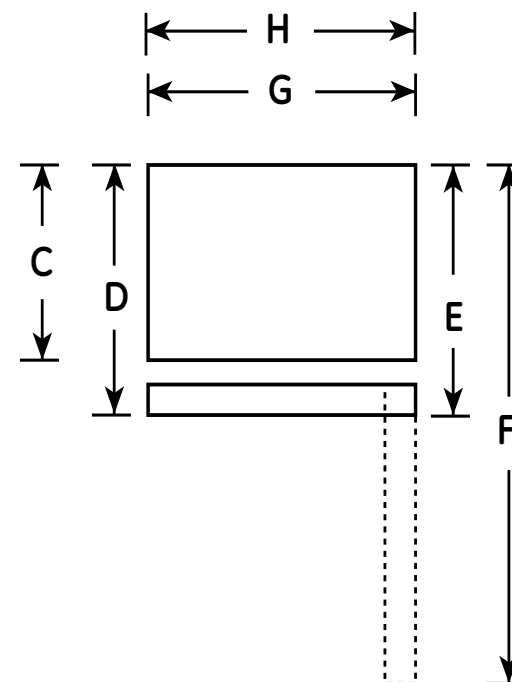
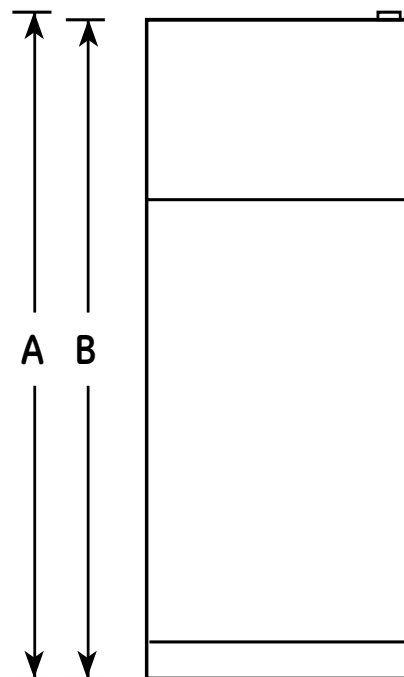


GTR16DBE

GE® 15.7 Cu. Ft. Top-Freezer Refrigerator

Dimensions and Installation Information (in inches)

Overall Dimensions	Height to top of hinge (in.) A	61-3/4
	Height to top of case (in.) B	61-1/4
	Case depth without door (in.) C	25-7/8
	Case depth less door handle (in.) D	29-1/8
	Case depth with door handle (in.) E	29-1/8
	Depth with fresh food door open 90° (in.) F	54-7/8
	Width (in.) G	28
	Width with door open 90° inc. door handle (in.) H	28-5/8
Air Clearances	Each side (in.)	3/4
	Top (in.)	1
	Back (in.)	2



*Height to mid-freezer (in.): 51-3/8

For answers to your Monogram,® Cafe™ Series, Profile™ Series or GE® appliance questions, visit our website at geappliances.com or call GE Answer Center® service, 800.626.2000.



Specification Revised 10/13

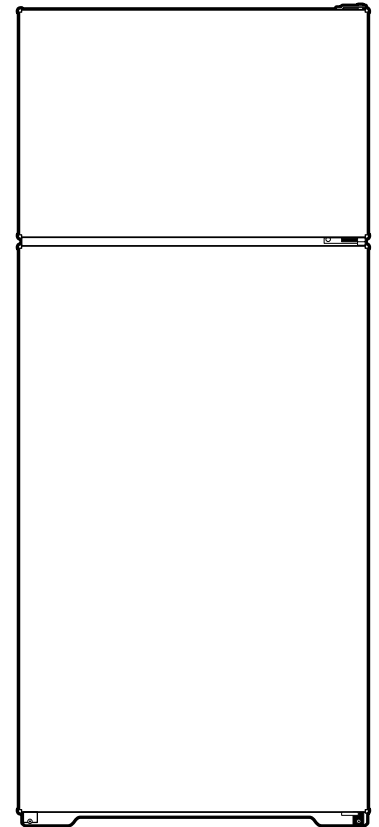
310400

GTR16DBE

GE® 15.7 Cu. Ft. Top-Freezer Refrigerator

Features and Benefits

- Recessed handles - Flush with the surface and ideal for tight spaces
- Upfront temperature controls - Easy-to-use controls regulate both fresh food and freezer sections
- Adjustable wire shelves - Moveable racks can handle a variety of foods
- Clear crisper drawers - Transparent drawers make finding your favorite items quick and easy
- Gallon door storage - Larger items are easily accommodated in the door
- Wire freezer shelf - Provides additional storage for frozen foods
- Model GTR16DBEWW - White



imagination at work

Specification Revised 10/13

310400