

# *GE Profile™* and *GE®* Stainless Refrigerators

timesaving technology • graceful curves • [2002 product catalog](#) • slide-out shelves • brilliant lighting



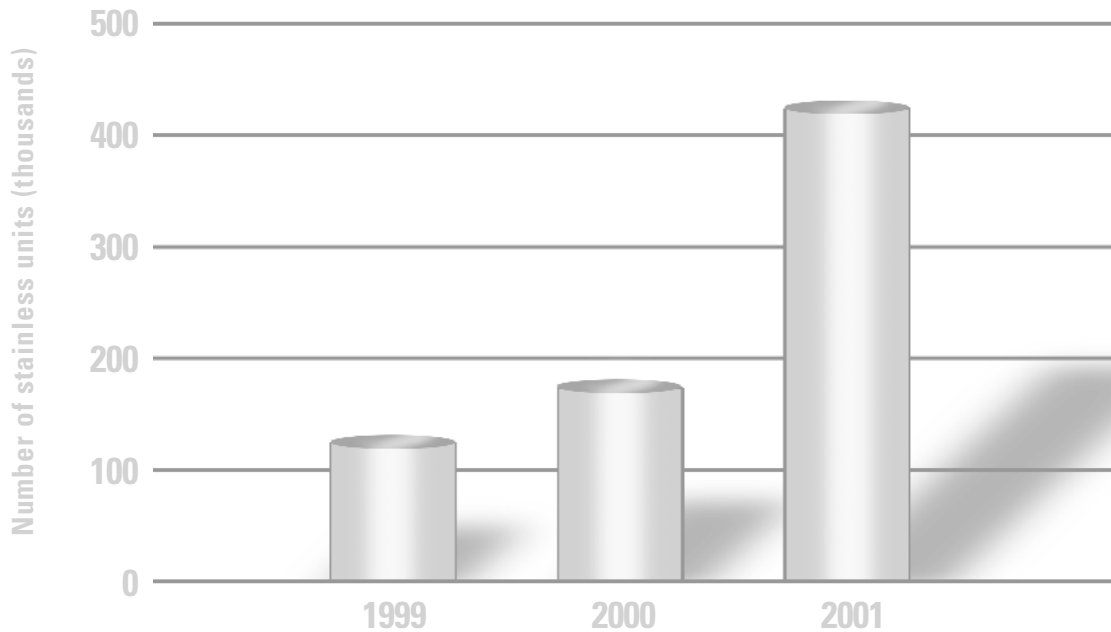
high energy efficiency • precise temperature management • storage flexibility • lighttouch! dispenser

The Ultimate in Refrigeration.™  
Rethought, Reinvented, Revolutionized.



***We bring good things to life.***

# Market demand for stainless refrigerators has tripled.



Trajectory data from Stevenson Co.

The industry's most extensive lineup of stainless steel refrigerators. GE, the most admired company in America,\* offers a newly expanded line of stainless refrigerators. From contoured side-by-sides to CustomStyle™ top-freezers to convenient bottom-freezers, there's a stainless refrigerator for every kitchen. Consumers can choose the design, configuration and features that best suit their lifestyles and needs.



**PSW26SGNBS**



**PSI23SCNBS**



**PTC22SBMBS**



**PDS18SBMBS**

\*Fortune Magazine, 1997-2002.

# Cool elegance for every kitchen.

Rethought, Reinvented, Revolutionized.



PSW26SGNBS

## New stainless-wrapped side-by-side

(Model PSW26SGNBS)

- Attractively styled with **stainless doors, side panels and top**, this refrigerator is wrapped in beauty.
- **Gentle contours and smooth, rounded edges** enhance the overall look.
- Inside, consumers will find a variety of **innovative options** for storing and preserving food.



GTS18SBMBS

## New GE 18. cu. ft. stainless top-freezer

(Model GTS18SBMBS)

- **Compact configuration** makes high-end stainless style available to smaller kitchens.
- With adjustable shelves and door bins, the interior is designed for **total convenience** and accessibility.

GE offers a stainless refrigerator to suit every style, every need.



Model PSW26SGNBS shown

# Introducing the full stainless-wrapped refrigerator.

Rethought, Reinvented, Revolutionized.



## Appearance

- Striking from every angle, the new stainless-wrapped side-by-side features **stainless doors, side panels and top**.
- The sleek expanse of stainless is set off by **gently contoured doors** with smooth, rounded edges for a truly dramatic look.
- Inside, a **tri-level lighting system** casts a brilliant glow throughout the fresh food compartment, including the clear door bins.



## Performance

- **Exclusive ClimateKeeper™ system** is the Best Temperature Management System You Can Buy!
- **Exclusive CustomCool™ technology** offers three customized settings for different lifestyle needs:
  - ExpressChill™ setting** chills food and beverages in minutes.
  - ExpressThaw™ setting** safely thaws meats in hours.
  - SelectTemp™ setting** lets consumers select just-right temperatures for a variety of fresh foods.
- **TurboCool™ setting** helps the refrigerator quickly restore temperature when groceries or heated foods are placed inside.



## Flexibility

- **Slide 'n Store™ Plus freezer basket** fully extends, making freezer contents more accessible. The spacious design holds taller items, such as pizza boxes, and a fold-up panel keeps them securely in place.
- **Tall LightTouch! dispenser** accommodates cups and containers of all sizes, from pitchers to water bottles.
- **ClearLook™ adjustable door bins** hold gallon-size containers with style and ease.

The GE Profile Arctica stainless-wrapped refrigerator is a triumph of sophisticated design and technology.



# Introducing the 18 cu. ft. stainless top-freezer.

Rethought, Reinvented, Revolutionized.



## Appearance

- New 18 cu. ft. configuration combines **stainless elegance** and modern, **spacesaving design**.
- **Low-profile hinges** are unobtrusive, so they do not detract from the clean exterior design.
- **Dual upfront lighting system** offers optimal visibility throughout the fresh food compartment.



## Performance

- **Upfront, illuminated temperature controls** are precise, easy to see and easy to set.
- **Adjustable humidity vegetable/fruit crispers** allow users to create the perfect humidity conditions for the foods stored inside.
- **Deluxe quiet design** combines quiet components and insulation to minimize operating sound.



## Flexibility

- **Locking, tilt-out freezer door bin** tilts forward, allowing easy access to bin contents.
- **Adjustable, spillproof glass shelves** have recessed edges to contain spills and prevent dripping.
- **Adjustable gallon door bins** store gallon-size containers with ease.

New stainless top-freezer refrigerator adds style and elegance to smaller kitchen spaces.

# Intelligence marries beauty.

Rethought, Reinvented, Revolutionized.

**ONLY GE HAS IT!**



### CustomCool™ technology

chills food and beverages in minutes not hours, thaws frozen food in hours not days and allows you to select just-right temperatures for fruits and vegetables.

**ONLY GE HAS IT!**



### The Best Temperature Management System You Can Buy!

#### ClimateKeeper™ system

combines a number of components to provide exceptional temperature management:

- Upfront digital controls are precise and easy to use.
- More electronic sensors than our competitors' systems and each is positioned for maximum effectiveness.
- Multiflow air system includes more vents than competitors' systems, and it uses exclusive fresh food and variable-speed freezer fans to keep temperatures consistent throughout the refrigerator.



### GE Profile™

#### Dispenser Models

##### PSS25SGN

- 25.3 cu. ft. capacity • CustomCool technology
- ClimateKeeper system • Upfront electronic touch temperature controls • Digital temperature display
- TurboCool™ setting • Contoured doors
- LightTouch! tall dispenser with Quick Ice™ feature, child lock and door alarm • Slide 'n Store™ Plus freezer basket • Black handles and dispenser

##### PSW26SGN (not shown)

Similar features as the PSS25SGN except 25.5 cu. ft. capacity and stainless-wrapped exterior

##### PSS27SGN (not shown)

Similar features as the PSS25SGN except 26.6 cu. ft. capacity

#### Refreshment Center and Dispenser Model

##### PSS27SHN (not shown)

Similar features as the PSS25SGN except 26.8 cu. ft. capacity



As an ENERGY STAR® partner, GE has determined that this product meets the ENERGY STAR® guidelines for energy efficiency.  
(Models PSS25SGN and PSW26SGN)



### GE Dispenser model GSS25LSM

- 25.4 cu. ft. capacity • Upfront electronic touch temperature controls • Integrated shelf support system • Three adjustable glass shelves (two slide-out, spillproof) • QuickSpace™ shelf • LightTouch! tall dispenser with child lock and door alarm
- SmartWater™ Plus filtration system • Tilt-out wire freezer bin • Adjustable humidity vegetable/fruit crisper • Black handles and dispenser



### GE Dispenser models GSS25SGM

- 24.9 cu. ft. capacity • Upfront electronic temperature controls • Cantilever shelf system
- Three adjustable glass shelves (two slide-out, spillproof) • QuickSpace shelf • LightTouch! tall dispenser with child lock • SmartWater Plus filtration system • Adjustable humidity vegetable/fruit crisper
- Adjustable temperature deli pan • Black handles and dispenser

##### GSS22SGM (not shown)

Similar features as the GSS25SGM except 21.8 cu. ft. capacity

Not all features available on all models.



As an ENERGY STAR® partner, GE has determined that this product meets the ENERGY STAR® guidelines for energy efficiency.



*GE Profile  
Non-Dispenser Models*

**PTS25SBM**


- 24.6 cu. ft. capacity • ClimateKeeper system
- Upfront electronic touch temperature controls
- Liftoff, slide-out, spillproof glass shelves, four adjustable/split • ClearLook™ adjustable gallon door bins • Pivot-out pan removal system • Two adjustable humidity vegetable/fruit crispers
- Adjustable temperature deli pan • ShelfSaver™ rack • Locking tilt-out freezer door bin
- Spillproof freezer floor • Equipped for optional electronic icemaker

**PTS22SBN** (not shown)

Similar features as the **PTS25SBM** except 21.7 cu. ft. capacity




As an ENERGY STAR® partner, GE has determined that this product meets the ENERGY STAR® guidelines for energy efficiency.  
(Model PTS22SBN)



**Rapid recovery**

Exclusive ClimateKeeper system quickly recovers from such variables as frequent door openings and changes in external temperature.



**Locking tilt-out freezer bin**

conveniently tilts forward for easy access to items stored inside.



**Adjustable gallon door bins**

store gallon containers with ease.



**GE  
Non-Icemaker Models**

**GTH22SBN**

- 21.7 cu. ft. capacity • Four adjustable spillproof glass shelves • Upfront illuminated temperature controls • Two adjustable humidity vegetable/fruit crispers • Tilt-out locking freezer door bin
- Electronic temperature sensors • Spillproof freezer floor • Three adjustable gallon door bins
- Equipped for optional electronic icemaker

**GTS18SBM** (not shown)

Similar features as the **GTH22SBN** except 17.9 cu. ft. capacity and has no electronic sensors



As an ENERGY STAR® partner, GE has determined that this product meets the ENERGY STAR® guidelines for energy efficiency.  
(Model GTH22SBN)

Not all features available on all models.

GE Profile and GE stainless refrigerators are a reflection of today's modern tastes and lifestyles.

# Built-in look, outstanding performance.

Rethought, Reinvented, Revolutionized.

ONLY GE HAS IT!



## CustomCool™ technology

chills food and beverages in minutes not hours, thaws frozen food in hours not days and allows you to select just-right temperatures for fruits and vegetables.



TurboCool™ setting helps the refrigerator quickly restore the temperature when groceries or heated foods are placed inside.



## CustomStyle design

Because they install nearly flush with the cabinets, these refrigerators save floor space. They don't stick out into the kitchen!



## GE Profile™

### Trimless Dispenser Models

#### PSC23SGN

- 22.6 cu. ft. capacity • CustomCool technology
- ClimateKeeper™ system • Upfront electronic touch temperature controls • Digital temperature display • TurboCool setting • LightTouch! tall dispenser with Quick Ice™ feature, child lock and door alarm • Integrated shelf support system
- Slide 'n Store™ Plus freezer basket • Trimless rounded doors, black contoured Profile handles and black dispenser

#### PSI23SGN (not shown)

Similar features as the PSC23SGN except has squared doors, full-length handles with stainless steel appearance and black dispenser

#### PSH23SGN (not shown)

Similar features as the PSI23SGN

### Trimless Non-Dispenser Model

#### PSI23SCN (not shown)

Similar features as the PSI23SGN except 22.6 cu. ft. capacity

### Trimless Refreshment Center Dispenser Model

#### PSC23SHN (not shown)

Similar features as the PSC23SGN except 22.7 cu. ft. capacity



As an ENERGY STAR® partner, GE has determined that this product meets the ENERGY STAR® guidelines for energy efficiency.  
(Model PSH23SGN)

## GE Profile

### Trimless Dispenser Model

#### PTC22SFM

- 21.7 cu. ft. capacity • Upfront illuminated temperature controls • LightTouch! tall dispenser delivers cubes, crushed ice and chilled water
- Adjustable slide-out, spillproof glass shelves
- QuickSpace™ shelf • ClearLook™ gallon door bins • Slide-out, slide-over pan removal system
- Two adjustable humidity vegetable/fruit crispers
- Trimless rounded doors, black contoured Profile handles and black dispenser

### Trimless Non-Dispenser Model

#### PTC22SBM (not shown)

Similar features as the PTC22SFM except 21.9 cu. ft. capacity and is equipped for optional electronic icemaker

### Installed Trim Dispenser Model

#### PTI22SFM (not shown)

Similar features as the PTC22SFM except 21.7 cu. ft. capacity and has factory-installed stainless steel panels, trim, full-length handles and black dispenser



As an ENERGY STAR® partner, GE has determined that this product meets the ENERGY STAR® guidelines for energy efficiency.  
(Model PTC22SFM and PTI22SFM)

# Innovative styling, from bottom to top.

Rethought, Reinvented, Revolutionized.



**Brita® filtered water door module** holds nearly two gallons of water (18 cu. ft. models only).



**Slide 'n Store freezer drawer** provides easy access to frozen foods.



**ShelfSaver rack** provides space for odd shapes and sizes.



## *GE Profile*

*Bottom-Freezer Drawer Model*

### **PDS22SBN**

- 21.9 cu. ft. capacity • Two full-width, Slide 'n Store freezer baskets • Four adjustable split, spillproof glass shelves (three slide-out) • ShelfSaver™ rack
- Adjustable door bins • Adjustable humidity vegetable/fruit crispers • Snack pan • Full-length extruded stainless handles



As an ENERGY STAR® partner, GE has determined that this product meets the ENERGY STAR® guidelines for energy efficiency.

## *GE Profile*

*Bottom-Freezer Drawer Model*

### **PDS18SBM**

- 18.1 cu. ft. capacity • One full-width, two split Slide 'n Store freezer baskets • Brita filtered water door module • Four adjustable split, spillproof glass shelves (two slide-out) • ShelfSaver rack • Adjustable gallon door bins • Adjustable humidity vegetable/fruit crispers • Snack pan • Stainless steel tubular door handles (must choose left or right hand door opening)

Not all features available on all models.

GE Profile stainless refrigerators shine in any setting.

# GE Profile Arctica™ Side-By-Sides

	GE Profile™		
	PSW26SGN	PSS27SHN PSS27SGN	PSS25SGN
Stainless steel model	●	●	●
<b>Capacity</b>			
Total (cu. ft.)	25.5	26.8 / 26.6	25.3
Fresh food (cu. ft.)	16.02	16.77 / 16.60	15.90
Freezer (cu. ft.)	9.48	10.01	9.37
Shelf area (sq. ft.)	23.6	22.8 / 23.8	23.6
<b>Fresh Food Features</b>			
Refreshment center		● / -	
ClimateKeeper™ system	●		●
Multiflow air system	●	●	●
Upfront electronic digital display	●	●	●
Upfront electronic touch temp. controls	●	●	●
Electronic sensors	●	●	●
TurboCool™ setting	●	●	●
SmartWater™ filtration system	Plus	Plus	Plus
LightTouch! dispenser	Crushed Ice, Cubes, Water	Crushed Ice, Cubes, Water	Crushed Ice, Cubes, Water
Light	●	●	●
Child lock	●	●	●
Door alarm	●	●	●
Quick Ice™ feature	●	●	●
Water filter indicator light	●	●	●
Cabinet shelves	3 Glass	3 Glass	3 Glass
Adjustable	3	3	3
Slide-out, spillproof	2	2	2
QuickSpace™ shelf	●	●	●
Integrated shelf support system	●	●	●
Snuggler™ clip(s)	2	2	2
Deli pan	Adj. Temp.	Adj. Temp.	Adj. Temp.
Vegetable/fruit crisper	Adj. Humid.	Adj. Humid.	Adj. Humid.
Snack pan	Sealed	Sealed	Sealed
CustomCool™ technology	●	●	●
ClearLook™ adjustable door bins	5 (4 Adj.)	3 (1 Adj.) 5 (4 Adj.)	5 (4 Adj.)
Dairy compartment (removable) (butter dish)	●	●	●
Can storage rack (door)	Clear	Clear	Clear
Beverage rack	●	●	●
Interior light system	Tri-level	Tri-level	Tri-level
Quiet Design	Premium	Premium	Premium
Automatic moisture control	●	●	●
NeverClean™ condenser	●	●	●
ENERGY STAR®	●	●	● (15%)
<b>Freezer Features</b>			
FrostGuard™ technology	●	●	●
Factory-installed electronic icemaker & bin	●	●	●
Wire Slide-out baskets	3 (2 full-ext.)	3 (2 full-ext.)	3 (2 full-ext.)
Wire cabinet shelves	2 (1 slide-out)	2 (1 slide-out)	2 (1 slide-out)
Wire tilt-out door bin(s)	3 (2 Adj.)	3 (2 Adj.)	3 (2 Adj.)
Fixed door bin(s)	1	1	1
Interior light	●	●	●
<b>Exterior</b>			
Color(s) available*	BS Black	BS Black	BS Black
Door handle(s)	Contoured Profile	Contoured Profile	Contoured Profile
Exterior design	Contoured	Contoured	Contoured
Textured steel door and case		Case only	Case only
Adjustable rollers	Front	Front	Front
<b>Weights &amp; Dimensions</b>			
Height to top of hinge (in.) A	69-1/4	69-1/4	69-1/4
Height to top of case (in.) B	70-1/2	68-3/4	68-3/4
Case depth without door (in.) C	28-1/2	28	28
Case depth less door handle (in.) D	32-3/4	32-1/4	32-1/4
Case depth with door handle (in.) E	35-3/16	34-11/16	34-11/16
Depth w/fresh food door open 90° (in.) F	50-9/16	50-11/16	50-11/16
Width (in.) G	35-7/8**	35-3/4	35-3/4
Width w/door open 90° less door handle (in.) H	36-3/16	36	36
Air clearances Each side (in.)	1/8	1/8	1/8
Top (in.)	1	1	1
Back (in.)	1	1	1
Approx. shipping weight (lbs.)	393	346	347

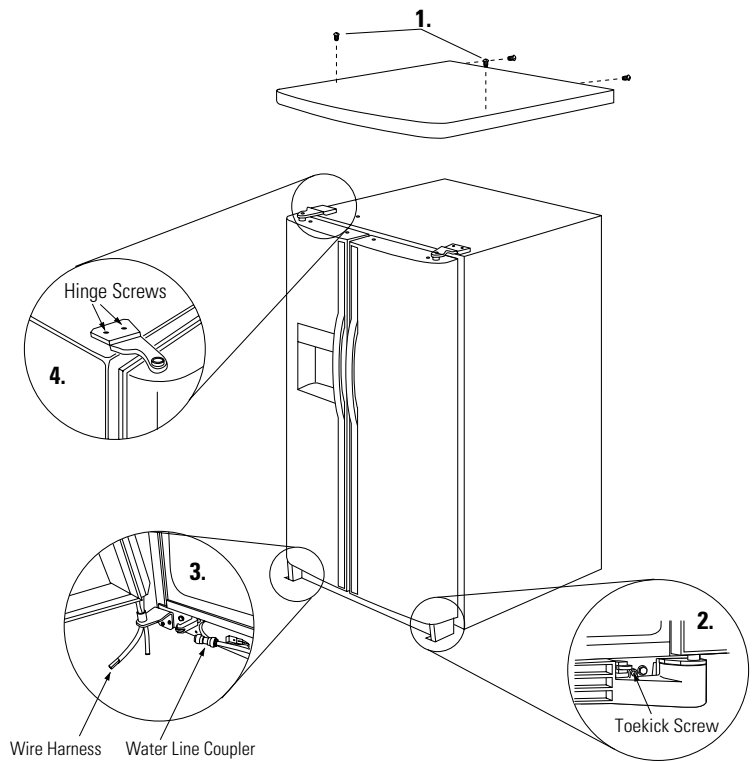
\*Color(s) available: BS = Black case with stainless steel doors.

\*\*Width including caps is 36-3/16.

Add 9/16" for water hook-up. Hook-up fits in 5/8" back air clearance when calculating installation depth. If installed against a wall, allow clearance of 14-3/16" on 25 cu. ft., 26 cu. ft. and 27 cu. ft. models.

To remove fresh food pans, remove door bins. Clearances required to remove fresh food full-size pan without disassembling: 18-15/16" on 25 cu. ft., 26 cu. ft. and 27 cu. ft. Allow additional space for any necessary leveling adjustments.

**ALL MODELS AVAILABLE IN U.S. AND CANADA.**



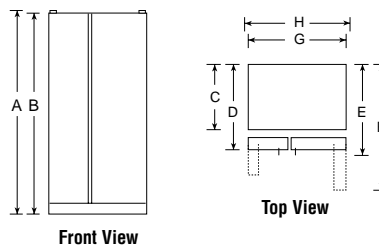
## To Remove Top Cap and Doors on PSW26SGNBS

- Step 1: Locate and remove two Phillips head screws on the top of the refrigerator. Remove two screws, one on each side at the rear of the top cap. Lift off and remove top cap.
- Step 2: Open both doors. Remove one screw on each side of the toekick. Pull forward to remove toekick.
- Step 3: On the freezer door, disconnect water line coupler by pushing against the collar on the left side. Disconnect wire harness.
- Step 4: Use a Torx T-20 screwdriver to remove 2 screws holding the top hinge. Carefully remove hinge while supporting door. Lift door up and off bottom hinge. Remove fresh food door in the same manner. Note: Do not remove bottom hinges! Door alignment will be difficult if bottom hinges are removed.
- Step 5: Place refrigerator onto a hand truck, upright and against one side. Move refrigerator to the installation location.

## Reinstall Doors, Top Cap

- Step 6: Carefully lower doors onto bottom hinges. Be sure to route the tubing and electrical connector through the bottom hinge. Reinstall top hinges.
- Step 7: Place cap over the top of the refrigerator. Reinstall the original screws in the top and back of the cap.
- Step 8: Reconnect the wiring harness and waterline.

## Side-By-Side Refrigerators



## GE Profile Arctica Top-Freezers

	GE Profile	
	PTS25SBM	PTS22SBN
Stainless steel model	●	●
<b>Capacity</b>		
Total (cu. ft.)	24.6	21.7
Fresh food (cu. ft.)	17.51	15.35
Freezer (cu. ft.)	7.08	6.35
Shelf area (sq. ft.)	27.1	26.3
<b>Fresh Food Features</b>		
ClimateKeeper system	●	●
Multiflow air system	●	●
Upfront electronic touch temperature controls	●	●
Electronic sensors	●	●
Cabinet shelves	4 Glass	4 Glass
Adjustable	4 Split	4 Split
Slide-out, removable	3	3
Spillproof	4	4
ShelfSaver™ rack	●	●
Deli pan	Adj. Temperature	Adj. Temperature
Vegetable/fruit crisper(s)	2 Adj. Humidity	2 Adj. Humidity
Pivot-out pan removal system	●	●
ClearLook adjustable gallon door bins	4 (Adj.)	4 (Adj.)
Snugger clip(s)	2	2
Fixed door bins	1 (Tall Bottle)	1 (Tall Bottle)
Dairy compartment (butter dish)	●	●
Interior light system	Dual	Dual
Quiet Design	Premium	Premium
Automatic moisture control	●	●
NeverClean condenser	●	●
ENERGY STAR	●	●
<b>Freezer Features</b>		
Factory-installed electronic icemaker and bin	Opt. (IM4)	Opt. (IM4)
Multiflow air system (freezer)	●	●
Ice 'N Easy trays	3	3
Ice storage bin	Ice Bucket	Ice Bucket
Ice shelf	1 Vertical	1 Vertical
FrostGuard technology	●	●
Spillproof freezer floor	●	●
Wire freezer compartment shelves	1 full-width (2 pos.)	1 full-width (2 pos.)
Freezer door bins	2 (1 Adj.)	2 (1 Adj.)
Tilt-out locking freezer door bin	●	●
Interior light	●	●
<b>Exterior</b>		
Color(s) available*	BS	BS
Deluxe door handle(s)	Black	Black
Customer installed handles	●	●
Exterior design	Rounded Doors	Rounded Doors
Reversible doors	●	●
Adjustable rollers	Front	Front
<b>Weights &amp; Dimensions</b>		
Height to top of hinge (in.) A	68-5/8	67-1/2
Height to top of case (in.) B	67-7/8	66-7/8
Case depth without door (in.) C	27-5/8	27-5/8
Case depth less door handle (in.) D	31-5/8	31-5/8
Case depth with door handle (in.) E	33-5/8	33-5/8
Depth with fresh food door open 90° (in.) F	66	63
Width (in.) G	35-7/8	32-7/8
Width w/door open 90° less door handle (in.) H	36	33
Air clearances Each side (in.)	1/8	1/8
Top (in.)	1	1
Back (in.)	1	1
Approx. shipping weight (lbs.)	310	260

\*Color(s) available: BS = Black case with stainless steel doors.

ALL MODELS AVAILABLE IN U.S. AND CANADA.



Total volume and shelf area are calculated by the Association of Home Appliance Manufacturers' standards.



Listed by Underwriters Laboratories

## GE Profile Arctica CustomStyle™ Side-By-Sides

	GE Profile		
	PSC23SHN PSC23SGN	PSI23SGN PSH23SGN	PSI23SCN
Stainless steel model	●	●	●
<b>Capacity</b>			
Total (cu. ft.)	22.7 / 22.6	22.6	22.6
Fresh food (cu. ft.)	14.41 / 14.38	14.38	14.38
Freezer (cu. ft.)	8.24	8.24	8.19
Shelf area (sq. ft.)	18.6 / 19.7	19.7	19.9
<b>Fresh Food Features</b>			
Refreshment center	● / -		
ClimateKeeper system	●	●	●
Multiflow air system	●	●	●
Upfront electronic digital display	●	●	●
Upfront electronic touch temperature controls	●	●	●
Electronic sensors	●	●	●
TurboCool setting	●	●	●
SmartWater filtration system	Plus	Plus	
LightTouch! dispenser	Crushed Ice, Cubes, Water	Crushed Ice, Cubes, Water	
Light	●	●	
Child lock	●	●	
Door alarm	●	●	
Quick Ice feature	●	●	
Water filter indicator light	●	●	
Cabinet shelves	3 Glass	3 Glass	3 Glass
Adjustable	3	3	3
Slide-out, spillproof	2	2	2
QuickSpace shelf	●	●	●
Integrated shelf system	●	●	●
Snugger clip(s)	1 / 2	2	2
Deli pan	Adj. Temp.	Adj. Temp.	Adj. Temp.
Vegetable/fruit crisper	Adj. Humid.	Adj. Humid.	Adj. Humid.
Snack pan	Sealed	Sealed	Sealed
CustomCool technology	●	●	●
ClearLook adjustable door bins	3 (1 Adj.) 5 (4 Adj.)	5 (4 Adj.)	5 (4 Adj.)
Dairy compartment (removable) (butter dish)	●	●	●
Clear	Clear	Clear	Clear
Can storage rack (door)	● / -		
Beverage rack	●	●	●
Interior light system	Tri-level	Tri-level	Tri-level
Quiet Design	Premium	Premium	Premium
Automatic moisture control	●	●	●
NeverClean condenser	●	●	●
ENERGY STAR		- / ●	
<b>Freezer Features</b>			
FrostGuard technology	●	●	●
Factory-installed electronic icemaker & bin	●	●	●
Wire Slide-out baskets	3 (2 full-ext.)	3 (2 full-ext.)	3 (2 full-ext.)
Wire cabinet shelves	2 (1 slide-out)	2 (1 slide-out)	2 (1 slide-out)
Wire tilt-out door bin(s)	3 (2 Adj.)	3 (2 Adj.)	4 (3 Adj.)
Fixed door bins	1	1	1
Interior light	●	●	●
<b>Exterior</b>			
Color(s) available*	BS	BS	BS
CustomStyle configuration	Trimless	Trimless	Trimless
Door handles*	Black Profile	SS Full-length	SS Full-length
Exterior design	Rounded Doors	Squared Doors	Squared Doors
Textured steel door and case	Case only	Case only	Case only
Adjustable rollers	All	All	All
<b>Weights &amp; Dimensions</b>			
Height to top of hinge (in.) A	69-1/4	69-1/4	69-1/4
Height to top of case (in.) B	68-3/4	68-3/4	68-3/4
Height to top of door trim (in.)	70-1/4	70-1/4	70-1/4
Case depth without door (in.) C	23-7/8	23-7/8	23-7/8
Case depth less door handle (in.) D	26-3/4	26-3/4	26-3/4
Case depth with door handle (in.) E	29-3/16	28-5/16	28-5/16
Depth w/fresh food door open 90° (in.) F	45-9/16	45-9/16	45-9/16
Width (in.) G	35-3/4	35-3/4	35-3/4
Width w/door open 90° w/door handle (in.) H	38-3/16	37-5/16	37-5/16
Air clearances Each side (in.)	1/8	1/8	1/8
Top (in.)	1	1	1
Back (in.)	1/2	1/2	1/2
Approx. shipping weight (lbs.)	334	334	334
<b>Accessories</b>			
Factory trim kit attached	N/A	N/A	N/A
Black acrylic panels (optional)	N/A	N/A	N/A
White acrylic panels (optional)	N/A	N/A	N/A
Bisque acrylic panels (optional)	N/A	N/A	N/A
Stainless steel panels (optional)	N/A	N/A	N/A
Black collar trim (optional)	N/A	TRMBISBB	TRMBISBB
White collar trim (optional)	N/A	TRMBISWW	TRMBISWW
Bisque collar trim (optional)	N/A	TRMBISCC	TRMBISCC
Stainless steel collar trim (optional)	N/A	TRMBISSS	TRMBISSS

\*Color(s) available: BS = Black case with stainless steel doors, SS = Stainless steel. If installed against a wall, allow clearance of 13-15/16" on freezer side to remove bin. Clearance required to remove fresh food full size pan without disassembling is 18-5/8".

ALL MODELS AVAILABLE IN U.S. AND CANADA.

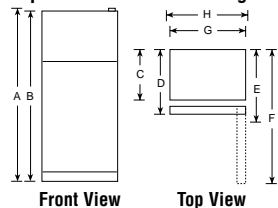
# GE Profile CustomStyle™ Top-Freezers

	GE Profile™		
	PTC22SBM	PTC22SFM	PTI22SFM
Stainless steel model	●	●	●
<b>Capacity</b>			
Total (cu. ft.)	21.9	21.7	21.7
Fresh food (cu. ft.)	15.4	15.4	15.4
Freezer (cu. ft.)	6.5	6.3	6.3
Shelf area (sq. ft.)	22.4	20	20
<b>Fresh Food Features</b>			
SmartWater™ filtration system		●	●
LightTouch! dispenser		Crushed Ice, Cubes, Water	Crushed Ice, Cubes, Water
Upfront illuminated temperature controls	●	●	●
Cabinet shelves	4 Glass	4 Glass	4 Glass
Adjustable	4 Split	4 Split	4 Split
Slide-out, spillproof	3	3	3
Snuggler™ clip	●	●	●
QuickSpace™ shelf	●	●	●
Meat pan	Adj. Temperature	Adj. Temperature	Adj. Temperature
Vegetable/fruit crisper(s)	2 Adj. Humidity	2 Adj. Humidity	2 Adj. Humidity
Slide-out, spillproof crisper cover	●	●	●
ClearLook™ adjustable door bins	4 Adj. w/ gallon storage	4 Adj. w/ gallon storage	4 Adj. w/ gallon storage
Fixed door bins	1 F/W tall bottle	1 F/W tall bottle	1 F/W tall bottle
Slide-out, slide-over pan removal system	●	●	●
Dairy compartment	●	●	●
Beverage rack	●	●	●
Interior light system	Dual	Dual	Dual
Quiet Design	Deluxe	Deluxe	Deluxe
Automatic moisture control	●	●	●
NeverClean™ condenser	●	●	●
ENERGY STAR®	●	●	●
<b>Freezer Features</b>			
Factory-installed electronic ice-maker & bin	Opt. (IM4)	●	●
Ice 'N Easy trays	3		
Ice storage bin	●		
Wire compartment shelf(s)	2 Split (Adj.)	1 (Adj.)	1 (Adj.)
Door bins	2 Adj., 1 F/W fixed	2 fixed (1 w/gallon storage)	2 fixed (1 w/gallon storage)
Interior light	●	●	●
<b>Exterior</b>			
Color(s) available*	BS	BS	BS
CustomStyle configuration	Trimless	Trimless	Installed Trim
Premium door handles*	Black Deluxe	Black Deluxe	Stainless Steel Appearance
Choose right or left door opening	●	●	●
Exterior design	Rounded Doors	Rounded Doors	Squared Doors
Adjustable rollers	All	All	All
<b>Weights &amp; Dimensions</b>			
Height to top of hinge (in.) A	69-7/8	69-7/8	69-7/8
Height to top of case (in.) B	68-3/4	68-3/4	68-3/4
Height to top of door trim (in.)			70-1/2
Case depth without door (in.) C	23-3/4	23-3/4	23-3/4
Depth less door handle (in.) D	26-3/4	26-3/4	26-3/4
Depth with door handle (in.) E	28-5/8	28-5/8	28-5/8
Depth with fresh food door open 90° (in.) F	61	61	61
Width (in.) G	35-3/4	35-3/4	35-3/4
Width with door open 90° w/door handle (in.) H	38-1/4	38-1/4	38
Air clearances Each side (in.)	1/8	1/8	1/8
Top (in.)	1	1	1
Back (in.)	1/2	1/2	1/2
Approx. shipping weight (lbs.)	300	324	360
<b>Accessories</b>			
Black acrylic panels (optional)	N/A	N/A	N/A
White acrylic panels (optional)	N/A	N/A	N/A
Stainless steel panels (optional)	N/A	N/A	N/A
Black collar trim (optional)	N/A	N/A	N/A
White collar trim (optional)	N/A	N/A	N/A
Bisque collar trim (optional)	N/A	N/A	N/A
Stainless steel collar trim (optional)	N/A	N/A	TRMBISSS

\*Color(s) available: BS = Black case with stainless steel doors.

ALL MODELS AVAILABLE IN U.S. AND CANADA.

## Top-Freezer No-Frost Refrigerator



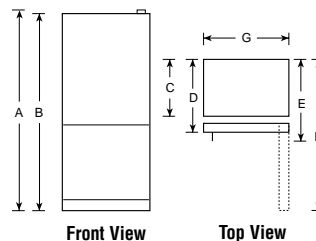
# GE Profile Bottom-Freezers

	GE Profile	
	PDS22SBN	PDS18SBM
Stainless steel model	●	●
<b>Capacity</b>		
Total (cu. ft.)	21.9	18.1
Fresh food (cu. ft.)	15.64	13.44
Freezer (cu. ft.)	6.30	4.64
Shelf area (sq. ft.)	23.7	21.0
<b>Fresh Food Features</b>		
Brita® Filtered Water Door Module		●
Cabinet shelves	4 Glass	4 Glass
Adjustable	4 Split	4 Split
Slide-out	3	2
Spillproof	4	4
ShelfSaver™ rack	●	●
Vegetable/fruit crisper(s)	2 Adj. Humidity	2 Adj. Humidity
Snack pan	Clear	Clear
Adjustable gallon door bins	4 (non-gallon)	3
Snuggler clip		●
Fixed door bins	1 F/W w/gal. storage	1 F/W w/gal. storage
Dairy compartment	●	●
Interior light	Dual	●
Quiet Design	Deluxe	Deluxe
Automatic moisture control	●	●
NeverClean condenser		●
ENERGY STAR	●	
<b>Freezer Features</b>		
Factory-installed electronic icemaker & bin	Opt. (UKKIT 4N)	Opt. (IM4)
Ice 'N Easy trays	2	2
Ice tray shelf	●	
Full slide-out wire basket(s)	2 F/W	1 F/W, 2 Split
Interior light	●	●
<b>Exterior</b>		
Color(s) available*	BS	BS
Door handle(s)	Stainless Steel Extruded	Stainless Steel Tubular
Exterior design	Rounded Doors	Rounded Doors
Door stops	●	●
Reversible doors	●	
Choose left or right door opening		●
Adjustable rollers	Front	Front
<b>Weights &amp; Dimensions</b>		
Height to top of hinge (in.) A	69-1/2	66-1/4
Height to top of case (in.) B	68-1/2	65-3/4
Case depth without door (in.) C	28	25-1/4
Depth less door handle (in.) D	30-7/8	28
Depth with door handle (in.) E	32	30-3/8
Depth w/door open 90° (in.) F	62-1/4	57-3/4
Width (in.) G	32-5/8	31
Side clearance for 90° door open	1-1/4	2-3/8
Air clearances Each side (in.)	0	0
Top (in.)	1	1
Back (in.)	1/2	1/2
Approx. shipping weight (lbs.)	313	257

\*Color(s) available: BS = Black case with stainless steel doors.

ALL MODELS AVAILABLE IN U.S. AND CANADA.

## Bottom-Freezer Refrigerators



Total volume and shelf area are calculated by the Association of Home Appliance Manufacturers' standards.



Listed by Underwriters Laboratories



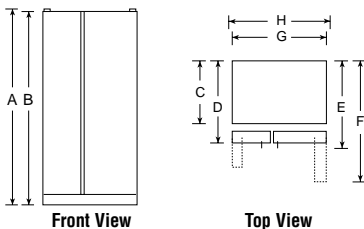
**Note:** All Top-Freezer No-Frost Right-Hand Refrigerator Doors: As you face the front of the refrigerator, the handle is on your left and the hinges are on your right.  
All Top-Freezer No-Frost Left-Hand Refrigerator Doors: As you face the front of the refrigerator, the handle is on your right and the hinges are on your left.

GE® Side-By-Sides

	GE "L" Series	GE "K" Series
	GSS25LSM	GSS25SGM GSS22SGM
Stainless steel model	●	●
<b>Capacity</b>		
Total (cu. ft.)	25.4	24.9 / 21.8
Fresh food (cu. ft.)	15.90	15.33 / 14.70
Freezer (cu. ft.)	9.48	9.53 / 7.11
Shelf area (sq. ft.)	23.7	24.1 / 22.1
<b>Fresh Food Features</b>		
SmartWater filtration system	Plus	Plus
LightTouch! dispenser features	Crushed Ice, Cubes, Water	Crushed Ice, Cubes, Water
Light	●	●
Child lock	●	●
Door Alarm	●	●
Water filter indicator light	●	●
Upfront electronic touch temperature controls	●	
Upfront electronic temperature controls		●
Cabinet shelves	3 Glass	3 Glass
Adjustable	3	3
Slide-out, spillproof	2	2
QuickSpace shelf	●	●
Integrated shelf system	●	●
Snugger clip	1	1
Deli pan	1 Sealed	1 Adj. Temp.
Vegetable/fruit crisper	1 Adj. Humid.	1 Adj. Humid.
Snack pan	●	●
Adjustable door bins	4 (3 Adj. w/ gallon storage)	4 (2 Adj. w/ gallon storage)
Dairy compartment	●	●
Utility bin (clear)	●	●
Interior light system	Dual-level	Dual-level
Quiet Design	Deluxe	Deluxe
Automatic moisture control	●	●
NeverClean condenser	●	●
ENERGY STAR	●	●
<b>Freezer Features</b>		
FrostGuard™ technology	●	●
Factory-installed electronic icemaker & bin	●	●
Wire cabinet shelves	2 (1 slide-out)	4 (3 Adj.)
Storage basket(s)	3 wire (slide-out)	1 wire (slide-out)
Wire tilt-out door bin(s)	1	
Door shelves	3 (2 Adj.)	5
Interior light	●	●
<b>Appearance</b>		
Color(s) available*	BS	BS
Deluxe door handle(s)*	Black Premium	Black Premium
Textured steel door and case	Case only	Case only
Adjustable rollers	Front	Front
<b>Weights &amp; Dimensions</b>		
Height to top of hinge (in.) A	69-1/4	69-3/4 / 67-1/2
Height to top of case (in.) B	68-3/4	68-3/4 / 66-1/2
Case depth without door (in.) C	28	28
Case depth less door handle (in.) D	31-1/4	30-3/4
Case depth with door handle (in.) E	33-9/16	33
Depth with fresh food door open 90° (in.) F	50-1/16	48-13/16
Width (in.) G	35-3/4	35-3/4 / 33-1/2
Width w/door open 90° less door handle (in.) H	36	35-3/4 / 33-1/2
Air clearances Each side (in.)	1/8	1/8
Top (in.)	1	1
Back (in.)	1	1
Approx. shipping weight (lbs.)	338	338 / 334

\*Color(s) available: BS = Black case with stainless steel doors.  
 Add 9/16" for water hook-up. Hook-up fits in 5/8" back air clearance when calculating installation depth. If installed against a wall, allow clearance of 10-3/4" on 22 cu. ft. models; 14-3/16" on 25 cu. ft. models on freezer side to remove bin. Clearances required to remove fresh food full-size pan without disassembling: 15" on 22 cu. ft.; and 18-15/16" on 25 cu. ft. Allow additional space for any necessary leveling adjustments.  
**ALL MODELS AVAILABLE IN U.S. AND CANADA.**

Side-By-Side Refrigerators

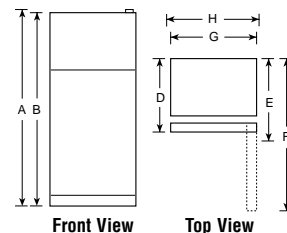


GE Top-Freezers

	GE "K" Series	
	GTH22SBN	GTS18SBM
Stainless steel model	●	●
<b>Capacity</b>		
Total (cu. ft.)	21.7	17.9
Fresh food (cu. ft.)	15.35	12.87
Freezer (cu. ft.)	6.35	4.98
Shelf area (sq. ft.)	25.3	22.4
<b>Fresh Food Features</b>		
Upfront temperature controls	Illuminated	Illuminated
Electronic temperature sensors	●	●
Cabinet shelves (adjustable)	4 Glass	4 Glass
(spillproof)	4 Split	4 Split
Snugger clip	●	●
Vegetable/fruit crisper(s)	2 Adj. Humidity	2 Adj. Humidity
Snack pan	●	●
Pivot-out pan removal system	●	●
Adjustable gallon door bins	3 (Adj.)	3 (Adj.)
Fixed door bins	1 (Tall Bottle)	1 (Tall Bottle)
Dairy compartment (butter dish)	●	●
Interior light system	Dual	Dual
Quiet Design	Deluxe	Deluxe
Automatic moisture control	●	●
NeverClean condenser	●	●
ENERGY STAR	●	●
<b>Freezer Features</b>		
Factory-installed electronic icemaker	Opt. (IM4)	Opt. (IM4)
Ice 'N Easy trays	2	2
Ice shelf	Vertical	Vertical
FrostGuard technology	●	●
Spillproof freezer floor	●	●
Wire freezer compartment shelves	1 F/W (2 pos.)	1 F/W (2 pos.)
Adjustable door bins	1 (Adj.)	2
Fixed door bins	1 Split	
Tilt-out locking freezer door bin	●	●
Interior light	●	●
<b>Exterior</b>		
Color(s) available*	BS	BS
Door handle(s)	Black Premium	Black Premium
Customer installed handles	●	●
Exterior design	Rounded Doors	Rounded Doors
Reversible doors	●	●
Adjustable rollers	Front	Front
<b>Weights &amp; Dimensions</b>		
Height to top of hinge (in.) A	67-1/2	66-5/8
Height to top of case (in.) B	66-7/8	66-1/8
Height to mid-freezer (in.)	54-1/2	53-13/16
Case depth without door (in.) C	27-5/8	27-1/2
Case depth less door handle (in.) D	31-5/8	30-1/4
Case depth with door handle (in.) E	33-5/8	32-1/8
Depth w/fresh food door open 90° (in.) F	63	58-1/8
Width (in.) G	32-7/8	29-1/2
Width w/door open 90° less door handle (in.) H	33	30
Air clearances Each side (in.)	1/8	1/8
Top (in.)	1	1
Back (in.)	1	1
Approx. shipping weight (lbs.)	255	231

\*Color(s) available: BS = Black case with stainless steel doors.  
**ALL MODELS AVAILABLE IN U.S. AND CANADA.**

Top-Freezer No-Frost Refrigerator



Total volume and shelf area are calculated by the Association of Home Appliance Manufacturers' standards.





---

***GE Appliances***

*General Electric Company  
Louisville, Kentucky 40225  
GEAppliances.com*

Before purchasing an appliance, read important information about its estimated annual energy consumption or energy efficiency rating that is available from your retailer or [GEAppliances.com](http://GEAppliances.com)

GE has a policy of continuous improvement of its products and reserves the right to change materials and specifications without notice.

© 2002 General Electric Company  
Pub. No. 2-X072-1 PC34004