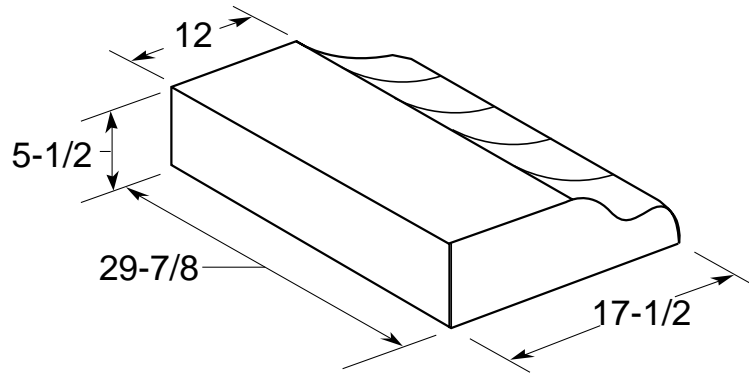




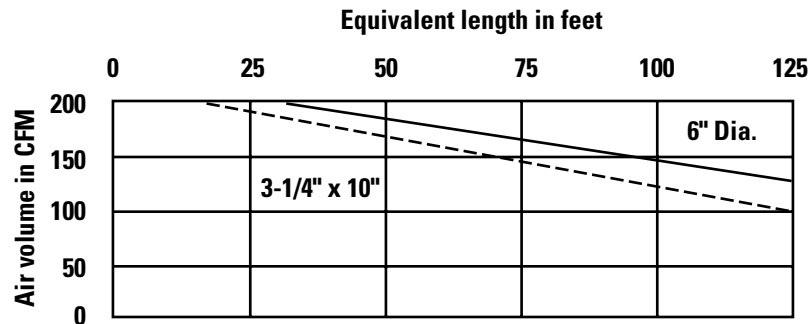
GE Appliances

JV337X—GE Standard Range Hood

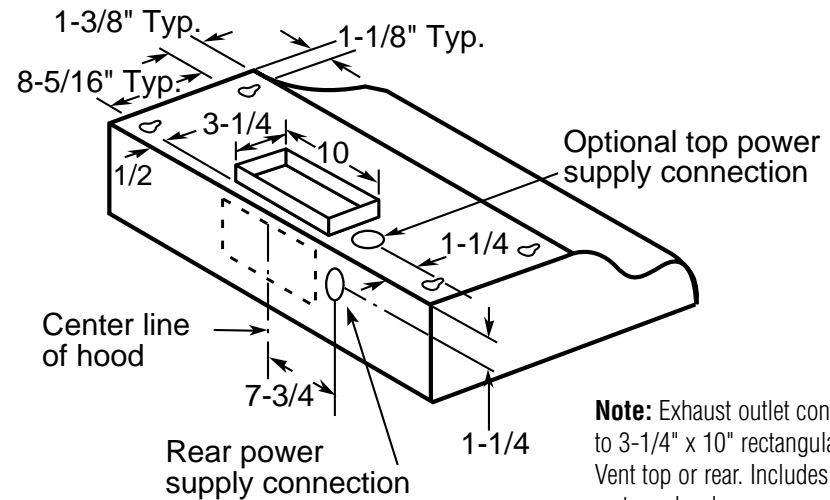
Dimensions (in inches)



Maximum Duct Length: For satisfactory air movement (CFM) the total duct length should not exceed 65 equivalent feet of 3-1/4" x 10" rectangular duct. Equivalent feet are defined as total feet straight duct plus equivalent feet of elbows, transitions, wall caps, etc.



Specification Revised 7/01



Note: Exhaust outlet connects to 3-1/4" x 10" rectangular duct. Vent top or rear. Includes rectangular damper.

KW Rating	
120V	2.5

Installation Information: Before installing, consult installation instructions packed with product for current dimensional data.

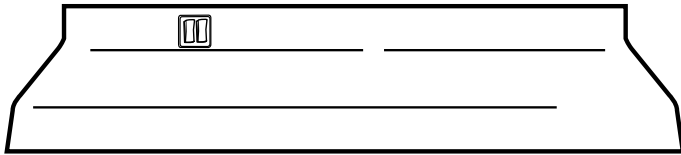
For answers to your Monogram®, GE Profile™ or GE appliance questions, visit our website at GEAppliances.com or call GE Answer Center® service, 800.626.2000.





GE Appliances

JV337X—GE Standard Range Hood



Features and Benefits

- 30" Width
- Vertical Exhaust 160 CFM, Rear Exhaust 150 CFM
- Easy-To-Use Rocker Switches
- Two-Speed Fan
- 3-1/4" x 10" Rectangular Duct
- Rectangular Damper Included
- Furnished With Removable Grease Filter
- Cooktop Light*
- Model JV337XWH—White
- Model JV337XAD—Almond
- Model JV337XCT—Bisque

* Light Bulbs Not Included