

MAST486GDFSXT

MASTER SERIES DUAL-FUEL RANGE 48" 6 BRASS BURNERS + ELECTRIC GRIDDLE - ELECTRIC SELF-CLEAN OVEN - STAINLESS STEEL FINISH



Counter-deep maintop for flush installation with kitchen countertops and cabinets

6 Monobloc brass burners

Stainless steel electric griddle and cover

Two 19000 BTU power burners with dual ring flame delivering fastest time-to-boil in class

4.6 cu.ft electric self-clean main oven with dual diagonal convection fans for even baking and roasting on 7 shelf levels

2.4 cu.ft auxiliary electric oven

Food temperature probe for accurate roasting and baking

8-pass electric broiler in main oven for broiling and grilling, with optional convection and 6-pass electric broiler in auxiliary oven

Elegant digital gauge for precise control of oven temperature during pre-heating and baking with integrated controls for the temperature probe

Smooth-glide telescopic racks

Soft-close oven door with edge-to-edge tempered glass

MAINTOP FEATURES

Maintop	6 Monobloc brass burners + stainless steel griddle with cover
Burner power	2 power burners 1300 - 19000 BTU 1 large burner 2500 - 10400 BTU 2 medium burners 1500 - 5900 BTU 1 simmer burner 750 - 3500 BTU
Griddle power	1100 W
Knobs	Metal coated with ergonomic shape
Ignition system	Electric with thermocouple safety device
Grates	Cast iron
Included accessories	1" stainless steel island trim Wok ring Simmer ring

OVEN FEATURES

Oven type	Electric oven pyrolytic
Power rating	Bake: Bottom 2100W / 900W Bake: Top 1400W / 900W
Main oven / Aux oven	Broiler: 3400W / 2000W Convection: 2 x 1650W
Oven volume	Main 4.6 cu.ft - Aux 2.4 cu.ft
Convection	Dual diagonal fans
Functions - Main oven	Warming/Proofing/Dehydrate - Bake Convection - Convection Bake - Broil Convection Broil - Pizza - Clean
Functions - Aux oven	Bake - Grill - Upper Bake - Traditional Bake
Food probe	YES
Self clean	YES pyrolytic
Oven door	Tempered edge-to-edge triple glass
Oven door hinges	Soft-close
Included accessories	Main oven: 2 wire shelves 1 set of telescopic glides Aux oven: 2 wire shelves 1 set of telescopic glides Baking tray with grill trivet

TECHNICAL SPECIFICATIONS

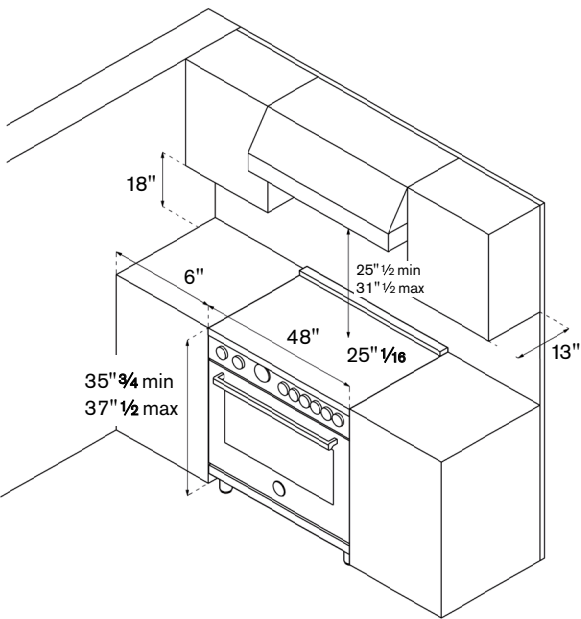
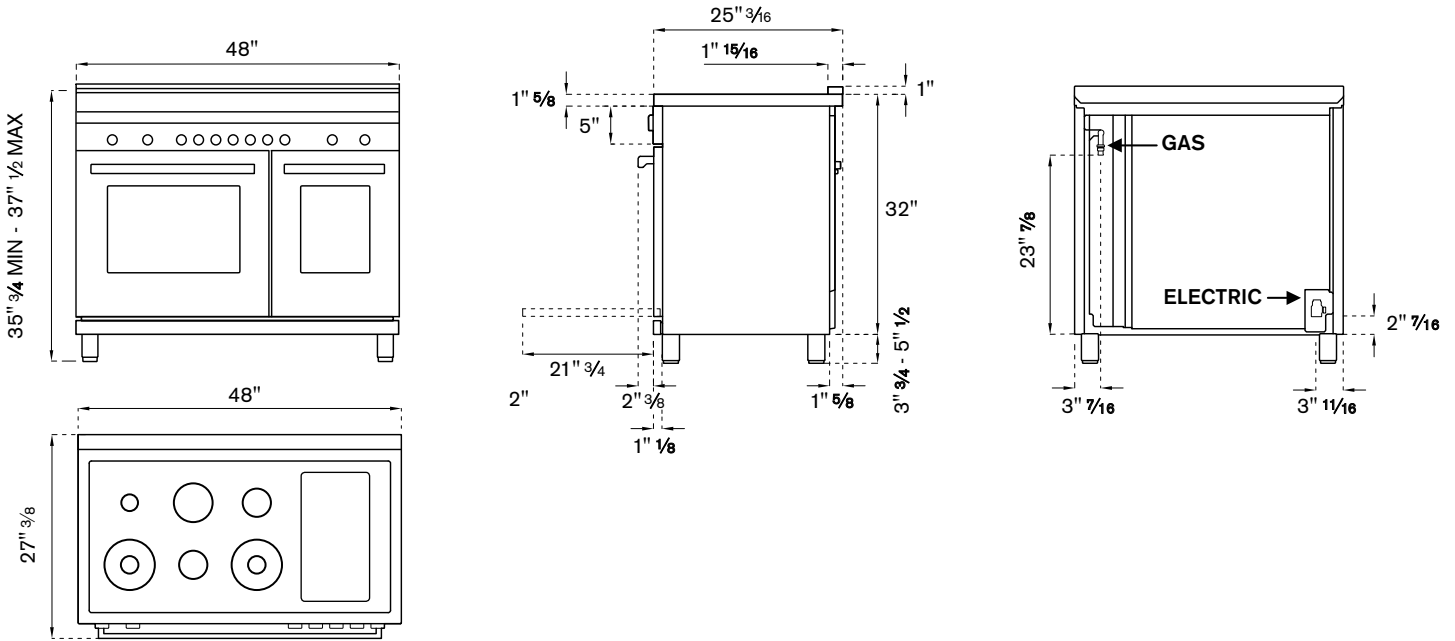
Electrical supply	120/240V 60 Hz - 8500W 120/208V 60 Hz - 6800W 40 Amp dedicated circuit
Power connection	NEMA 14-50P plug with 59" cord
Certification	CSA
Warranty	2 years parts & labor
Gas type and conversion	Bertazzoni ranges are available in NG (standard) or LPG (selected models). A gas conversion kit is included with every range.

OPTIONAL ACCESSORIES

TKP48X	Toe kick
CIG36	Cast iron griddle
901471	Set of telescopic glides for oven rack
901272	Bertazzoni white porcelain baking dish
BGH48	4" backguard

MAST486GDFSXT

MASTER SERIES DUAL-FUEL RANGE 48" 6 BRASS BURNERS + ELECTRIC GRIDDLE - ELECTRIC SELF-CLEAN OVEN - STAINLESS STEEL FINISH



Side Clearance Requirements:

- 6" min clearance from edge of maintop.
- Overhead Cabinet: 18" min height above countertop
- 13" max depth.

Ventilation Hood Clearance:

Ventilation Hood Clearance:
recommended height 25 1/2" – 31 1/2"
above cooking surface.

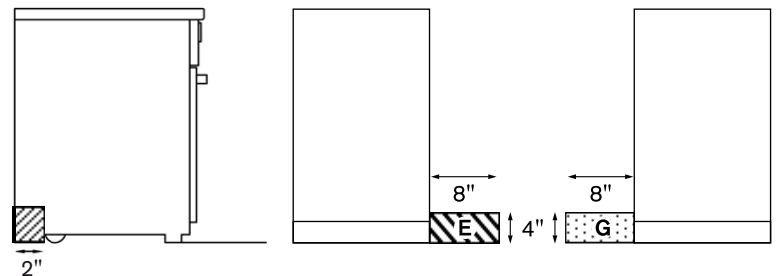
ELECTRICAL LINE

A properly-grounded horizontally- mounted electrical receptacle should be installed no higher than 3" (7.6 cm) above the floor, no less than 2" (5 cm) and no more than 8" (20,3 cm) from the left side (facing product). Check all local code requirements.

GAS LINE

An agency-approved, properly-sized manual shut-off valve should be installed no higher than 3" (7.6 cm) above the floor and no less than 2" (5 cm) and no more than 8" (20,3 cm) from the right side (facing product).

To connect gas between shut-off valve and regulator, use agency-approved, properly sized flexible or rigid pipe. Check all local code requirements.



- Installation clearance available behind range
- Electrical Installation Location
- Gas Installation Location

Disclaimer: while every effort has been made to insure the accuracy of the information contained in this document, Fratelli Bertazzoni reserves the right to change any part of the information at any time without notice. For detailed installation specifications consult the installation manual. Fratelli Bertazzoni, Bertazzoni and the winged wheel brand icon are registered trademarks of Bertazzoni Spa.