


GAS RANGES



FEATURING



TimeSaver™ system

The TimeSaver™ system's Frozen Bake Technology allows you to skip preheating for favorites like pizza, lasagna, chicken nuggets, fries or pies so you can cook frozen foods faster.*



HeatRight™ system

The HeatRight™ system's True convection helps you to cook food faster** with a rear fan and third heating element to circulate hot air over, under, and around food.



CompleteClean™ system

The CompleteClean™ system's EZ-2-Lift™ hinged grates give you quick access to spills on the cooktop. The industry first hinged design allows you to wipe up under them without removing them entirely. For a more thorough clean, the grates are also dishwasher-safe.

Every day, care.™

From the #1 Selling Appliance brand in the USA†

Gas Ranges



WFG745HOF

NEW

30" Freestanding Range - 5.8 cu. ft.



TimeSaver™ system

- Frozen Bake™ Technology



HeatRight™ system

- True Convection
- Convection Conversion
- AccuSimmer® burner
- Center Oval burner
- Temperature Sensor



CompleteClean System

- EZ-2-Lift™ Hinged Grates
- AquaLift® Self-cleaning Technology
- Dishwasher-safe knobs



ReadySet™ system

- (2) SpeedHeat™ burners
- Rapid Preheat
- Keep Warm
- Delay Cook

Available colors



S
Stainless
Steel




H
White
Ice



E
Black
Ice

PRODUCT DIMENSIONS



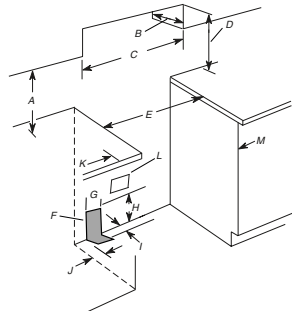
- A. 27¹/₈" (70.8 cm) max. depth with handle
- B. 36" (91.4 cm) cooktop height (max.) with leveling legs screwed all the way in*
- C. 46¹/₈" (119.1 cm) overall height (max.) with leveling legs screwed all the way in*
- D. 29¹/₁₆" (75.9 cm) width
- E. 25⁷/₁₆" (64.3 cm) depth. Back of range to front of cooktop**
- F. Model/serial rating plate (located on the oven frame behind the top right side of the oven door)

IMPORTANT: Range must be level after installation. Follow the instructions in the "Level Range" section. Using the cooktop as a reference for leveling the range is not recommended.

* Range can be raised approximately 1" (2.5 cm) by adjusting the leveling legs.

** Front of door and drawer may extend further forward depending on styling.

CABINET OPENING DIMENSIONS



- A. 18" (45.7 cm) upper side cabinet to countertop
- B. 13" (33 cm) max. upper cabinet depth
- C. 30" (76.2 cm) min. opening width
- D. For minimum clearance to top of cooktop, see NOTE †.
- E. 30⁷/₁₆" (76.5 cm) min. opening width
- F. The shaded areas are recommended for installation of rigid gas pipe.
- G. 11" (27.6 cm)
- H. 17" (43.2 cm)
- I. 2" (5.1 cm)
- J. 4¹/₂" (11.4)
- K. 3" (7.6 cm) min. clearance from both sides of range to side wall or other combustible material.
- L. Grounded outlet
- M. Cabinet door or hinges should not extend into the cutout.

† **NOTE:** 24" (61.0 cm) minimum when bottom of wood or metal cabinet is covered by not less than 1/4" (0.64 cm) flame retardant millboard covered with not less than No. 28 MSG sheet steel, 0.015" (0.4 mm) stainless steel, 0.024" (0.6 mm) aluminum or 0.020" (0.5 mm) copper.
30" (76.2 cm) minimum clearance between the top of the cooking platform and the bottom of an uncovered wood or metal cabinet.

ACCESSORIES & REPLACEMENT PARTS

- Part number 8273888A Anti-Tip Kit for Range
- Part number 4378577 Brick Baking Stone
- Part number 4396923 Porcelain Broiler Pan & Grid
- Part number W10123240 Premium Broil Pan & Roasting Rack
- Part number 8009 Appliance Light Bulb - 40 Watt



*Compared to a traditional preheat and bake cycle for pizza, nuggets/fries, pies and lasagna. **Compared to thermal-bake cycle on the same model. †Based on 12-month average of unit sales. Refrigeration, Cooking, Dishwashers, and Laundry appliances. Traqline, 2014.